


AIRTECH AKB SERIES

Home > Airtech AKB Series

Airtech Kinetic Blower (AKB) Series are dynamic blowers that transfer kinetic energy to the medium agent by a contactless rotating impeller. The gas is drawn in by a high-performance titanium turbo impeller. The minimized internal losses lead to extremely high efficiencies and silent compression at rotational speeds up to 12,500 RPM. The position of tangential inlet and outlet can be selected individually according to the needs of the application. The reliable IE4/NEMA super premium blower motors are also available with integrated plug and variable frequency drive.

PRODUCTS FEATURES:



Advanced Design – The AKB features permanently greased hybrid ceramic ball bearings, a non-contacting titanium impeller, and a fan-cooled permanent magnet motor

Environmentally Safe – Oil-free compression allows for optimized efficiency, low energy consumption and low noise level – all in one small footprint.

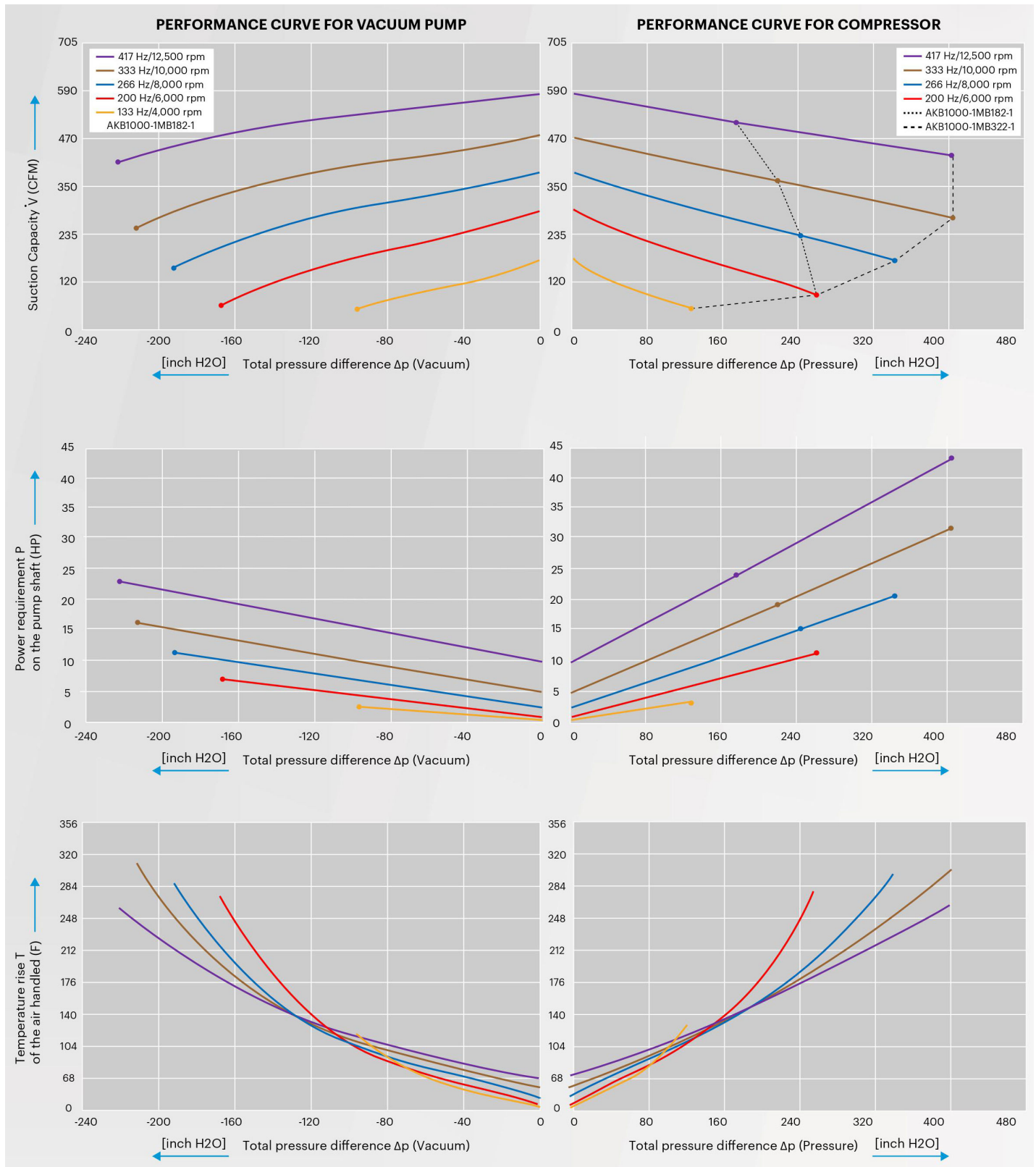
User-Friendly – The AKB features no contacting parts and operates oil-free – no maintenance needed.

Speed Controlled by external or integrated variable frequency drive.

Forward Thinking – With a neodymium magnet IE4/NEMA super-premium permanent magnet motor.

Customized for your specific needs and applications.

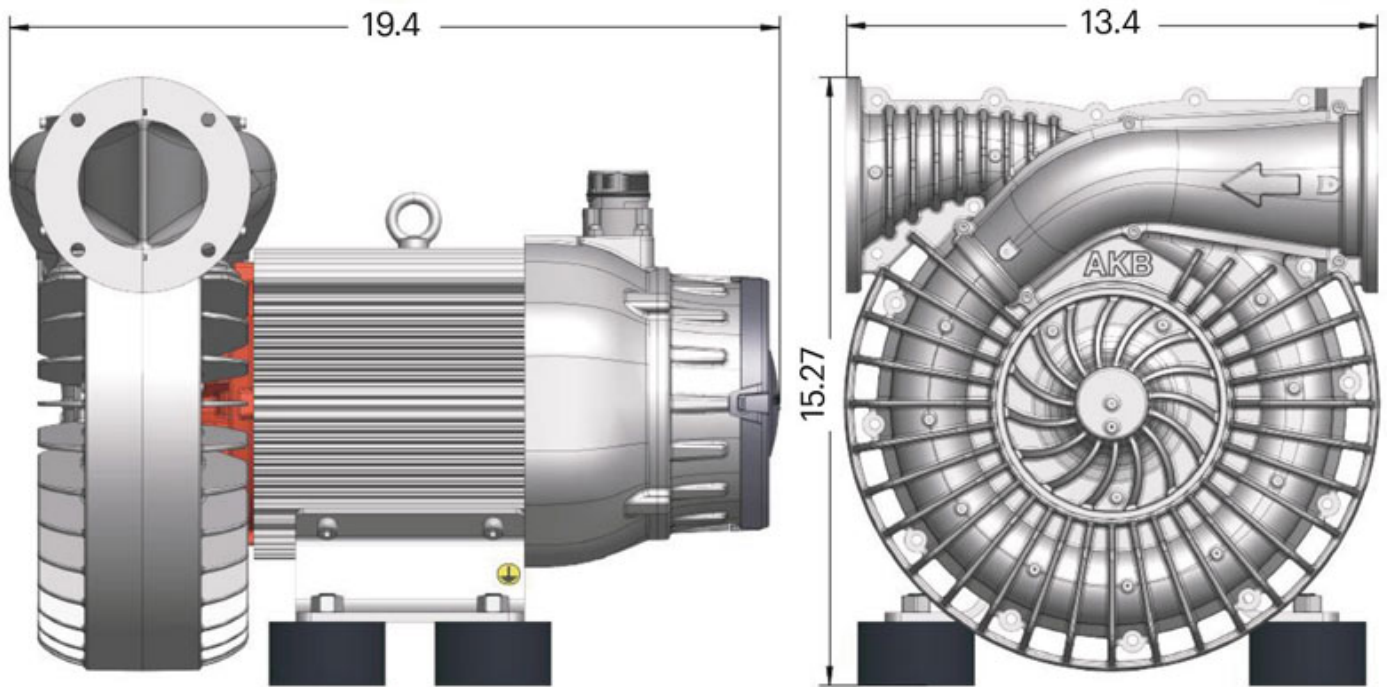
SPEAK TO AN EXPERT (/CONTACT-US/)



Curves are valid for continuous operation. Medium: air at 59° F measured at inlet port and 1012 hPa (mbar abs.) atmospheric backpressure, Tolerance ± 10%; ambient temperature: -77° to 104° F

DIMENSIONS






PERFORMANCE DATA

Type	P ₂ Max [HP]	f _{max} [Hz]	Q _{Max} [CFM]	η _{max} ⁴⁾ [RPM]	Δp _{max} ¹⁾ [inch H ₂ O]	U ²⁾ [V]	I _{max} [A]	Motc Efficie [A]
AKB1000- 1MB182- 1	24.4	416	588	12500	-225/257	3x x 380... 480V, 50/60Hz	37,0	IE4/Su Premit
AKB1000- 1MB322- 1	43.7	416	588	12500	-225/401		74,0	IE4/Su Premit

EXPERIENCE THE DIFFERENCE

AKB Series Kinetic blowers are smaller, lighter, and quieter compared to other gas moving technologies of similar performance. AKB1000





	AKB1000	Rotary Lobe Technology
Size	23"x15"x15"	52"x46"x38"
Weight	162 lbs	1065 lbs
Noise	75 dBA	90 dBA
Pulsation	No	Yes
Maintenance	None	Yes: Gears, V-belt, gearbox oil must be replaced on maintenance cycle

HIGHLIGHTED INDUSTRIES

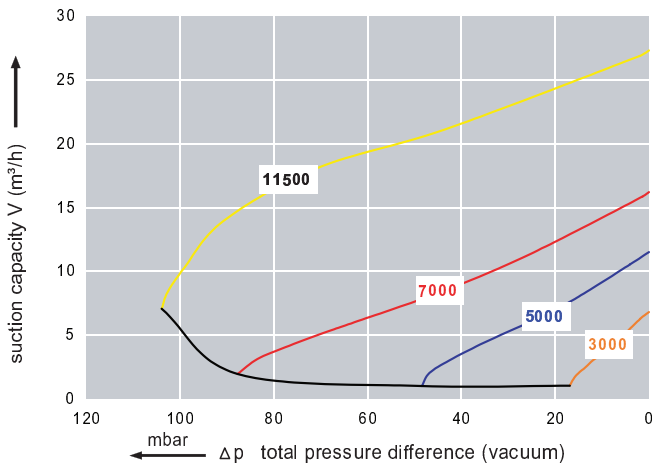
AKB Series Kinetic blowers are replacing many traditional types of positive displacement blowers and pumps in a wide range of different industries.



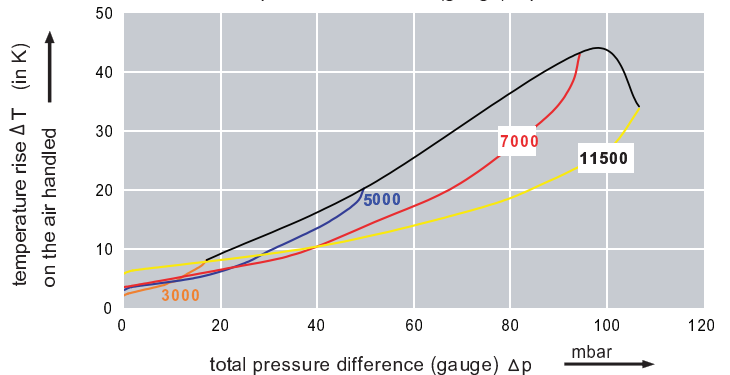
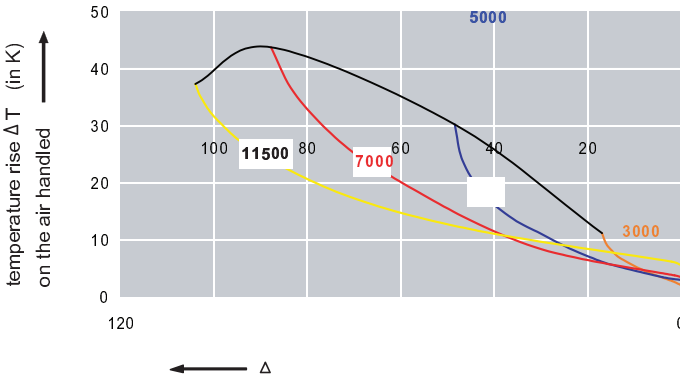
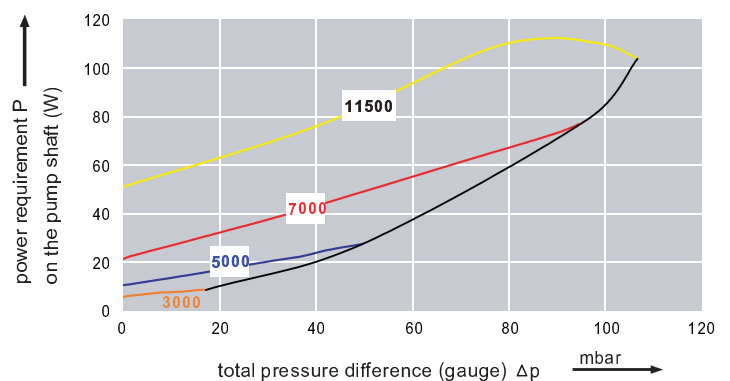
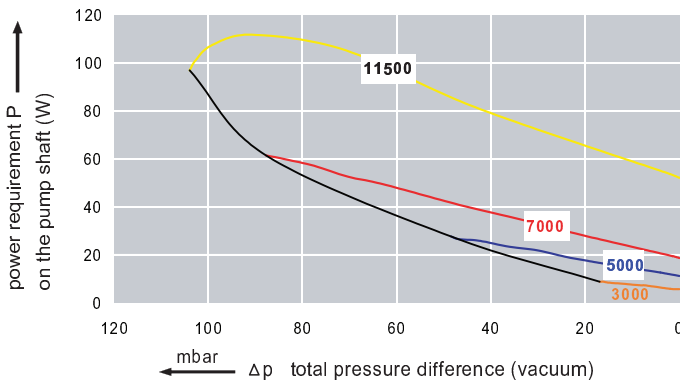
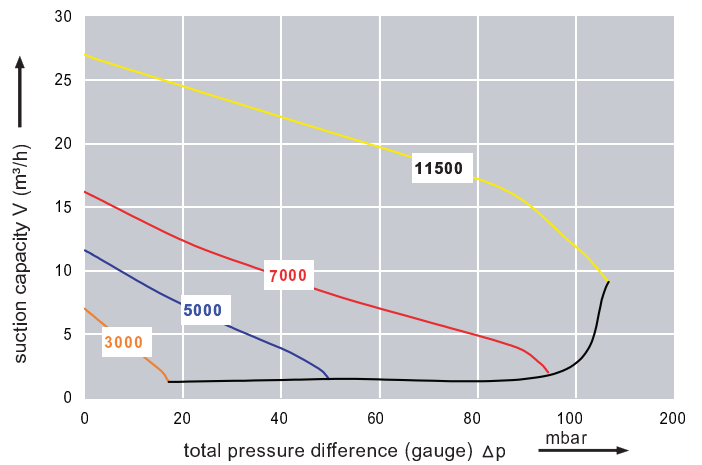
Features:

- Cooler running, outboard bearing provides maintenance-free operation
- Environmentally friendly oil-free technology
- Extremely quiet operation
- All motors are standard brushless DC motors, CE compliant
- Custom construction blowers are available
- Rugged die cast aluminum construction

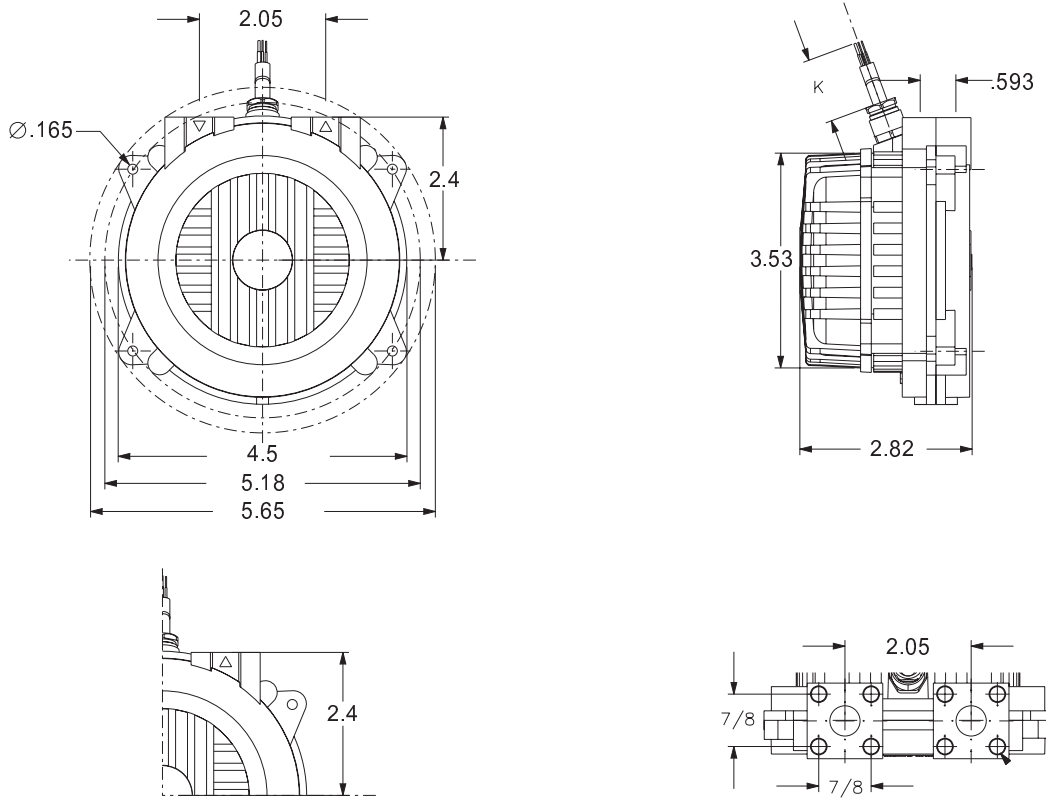
Performance curve for Vacuum pump



Performance curve for Compressor



Dimensions: (inches)




Specifications subject to change without notice. Please contact factory for specification updates.

Selection & Ordering Data - Type 3BA1002

Order No. Gas ring blowers	electronic	Connection	Control voltage V	Speed rpm	max. Output power W	Input current A	Input voltage V	Sound pressure level dB(A)	Weight Gas ring blowers lbs
3BA1002-AB22	integrated	flange connection	0-10		115	7	24	48	2.6
3BA1002-AA22	integrated	flange connection	0-10		115	14	12	48	2.6
			10.0	11,500					
			7.1	7000					
			5.1	5000					
			3.0	3000					

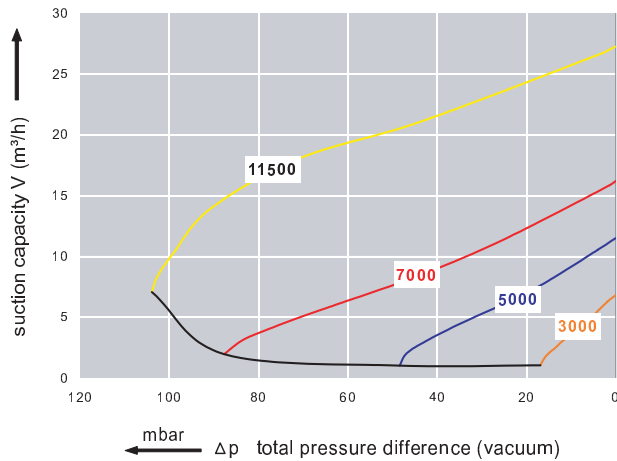
All curves are rated at 14.7 psia and 68° F ambient conditions and are reported in SCFM referenced to 68° F and 14.696 psia sea level conditions. Curve values are nominal, actual performance may vary by up to 10% of the values indicated. For inlet temperatures above approximately 80° F or for handling gases other than air, please contact your Airtech sales representative for assistance.



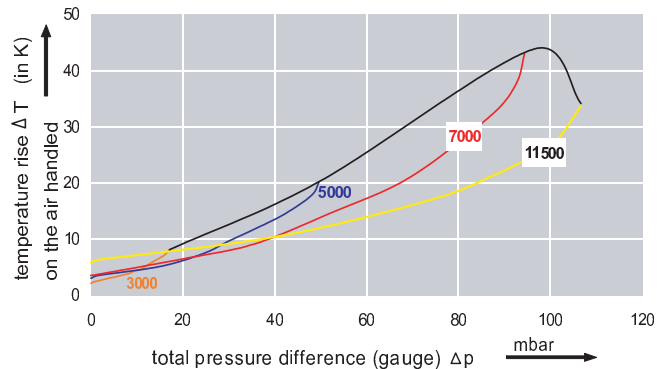
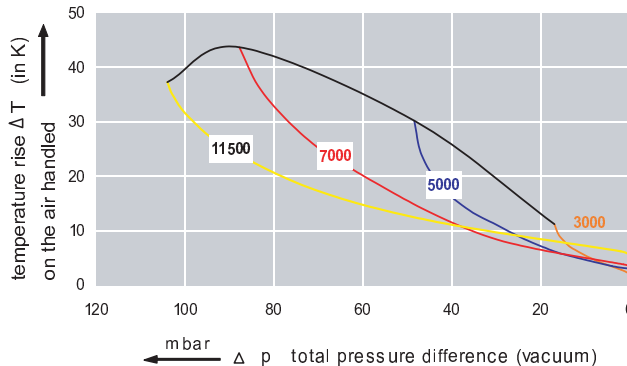
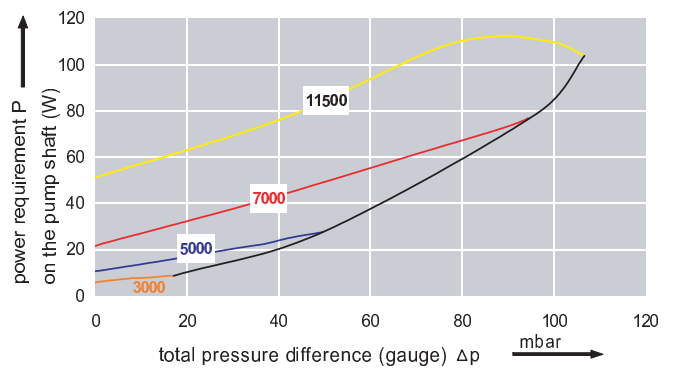
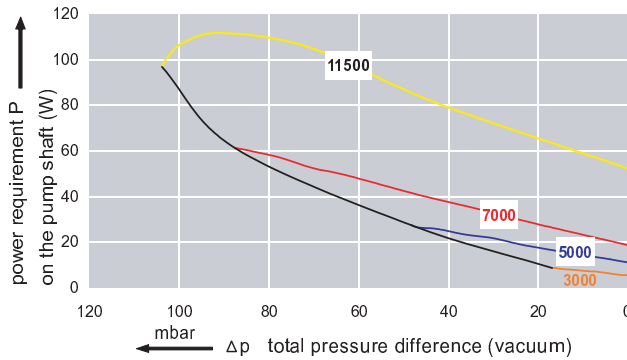
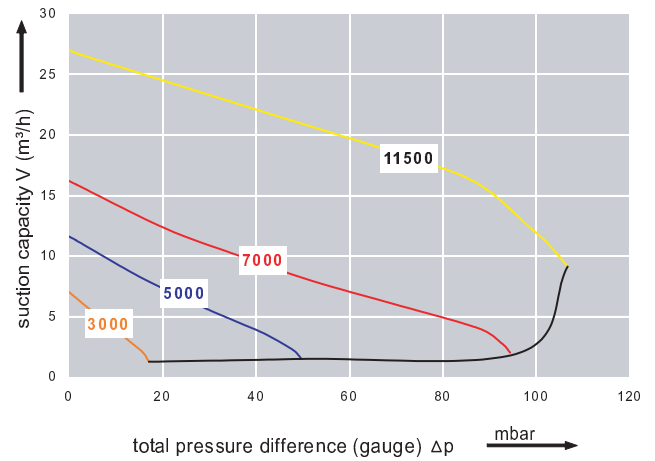
Features:

- Cooler running, outboard bearing provides maintenance-free operation
- Environmentally friendly oil-free technology
- Extremely quiet operation
- All motors are standard brushless DC motors, CE compliant
- Custom construction blowers are available
- Rugged die cast aluminum construction

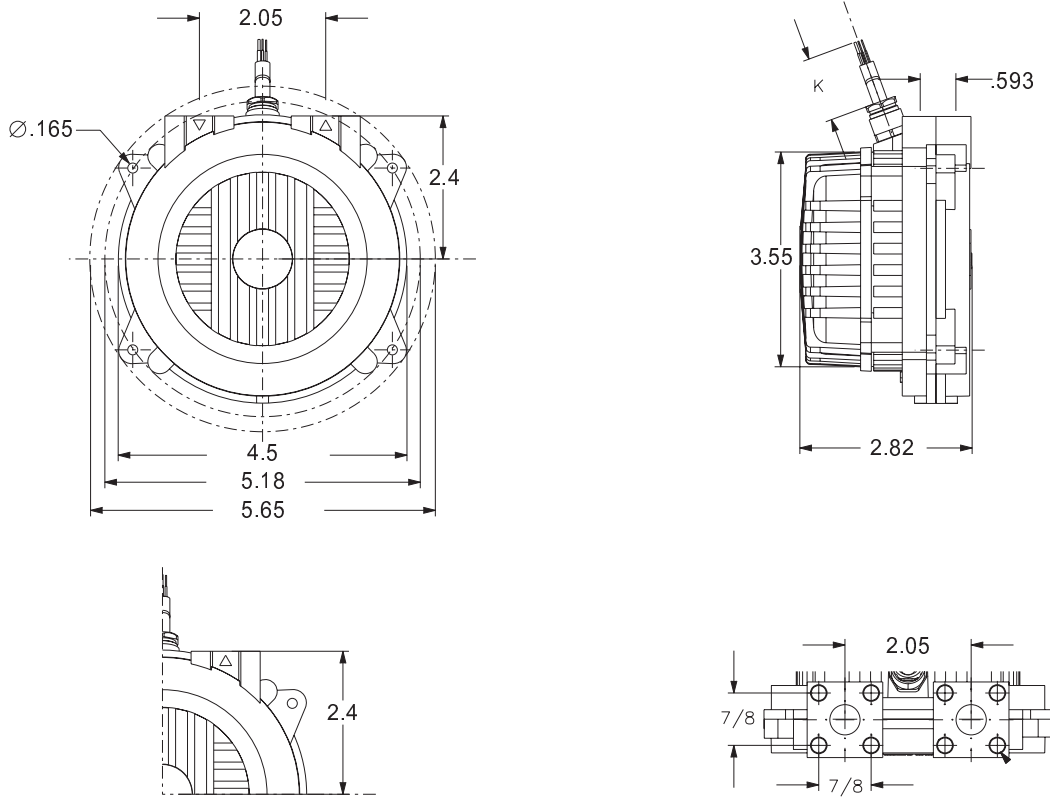
Performance curve for Vacuum pump



Performance curve for Compressor



Dimensions: (inches)



Specifications subject to change without notice. Please contact factory for specification updates.

Selection & Ordering Data - Type 3BA1002

Order No.	Gas ring blowers	electronic	Connection	Control voltage	Speed	max. Output power	Input current	Input voltage	Sound pressure level	Weight Gas ring blowers	ext. electronic
				V	rpm	W	A	V	dB(A)	lbs.	lbs
3BA1002-AB42	external		flange connection	0-10		160	7.0	24	55	3.3	-
				10.0	11500						
				5.9	7000						
				4.2	5000						
				2.5	3000						

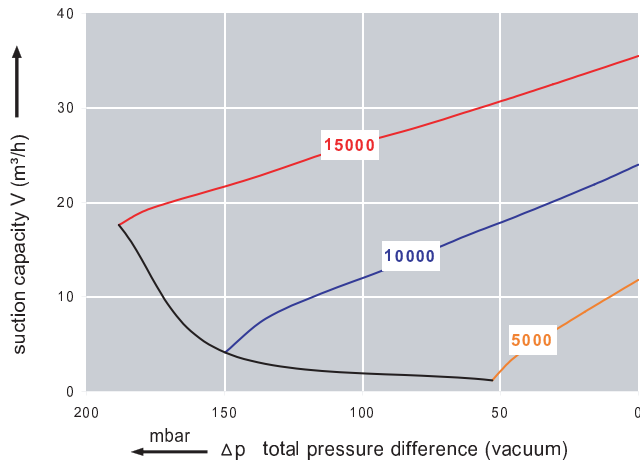
All curves are rated at 14.7 psia and 68° F ambient conditions and are reported in SCFM referenced to 68° F and 14.696 psia sea level conditions. Curve values are nominal, actual performance may vary by up to 10% of the values indicated. For inlet temperatures above approximately 80° F or for handling gases other than air, please contact your Airtech sales representative for assistance.



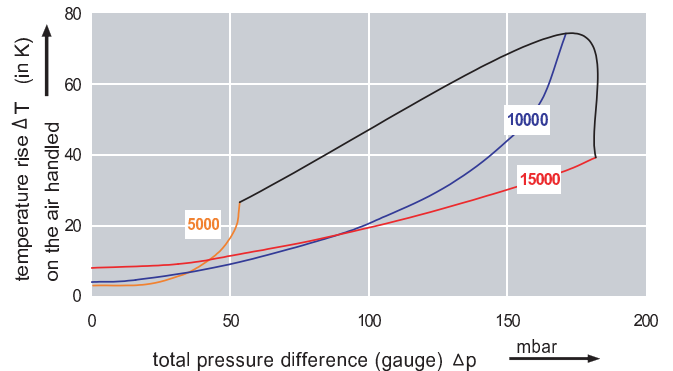
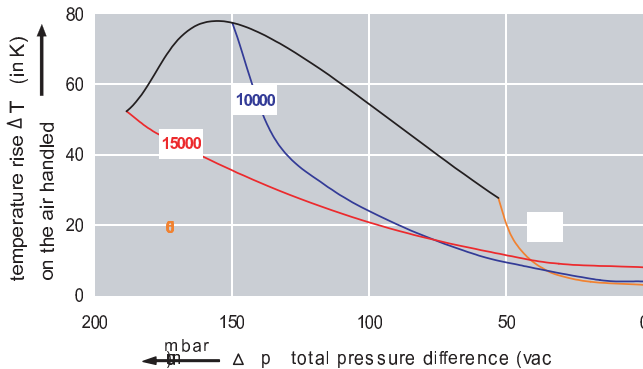
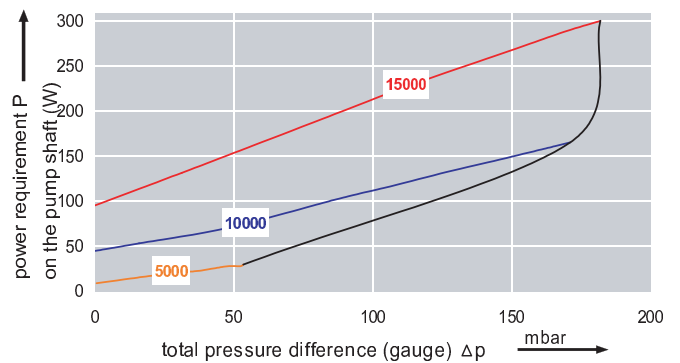
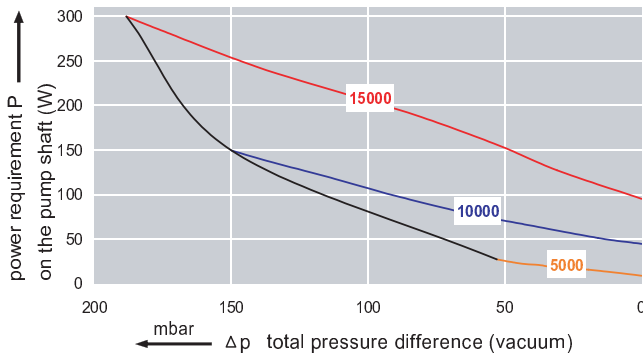
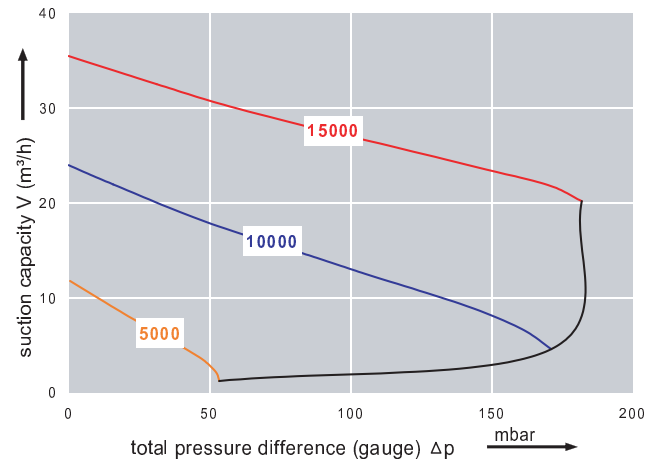
Features:

- Cooler running, outboard bearing provides maintenance-free operation
- Environmentally friendly oil-free technology
- Extremely quiet operation
- All motors are standard brushless DC motors, CE compliant
- Custom construction blowers are available
- Rugged die cast aluminum construction
- Available with optional CAN-bus communication protocol

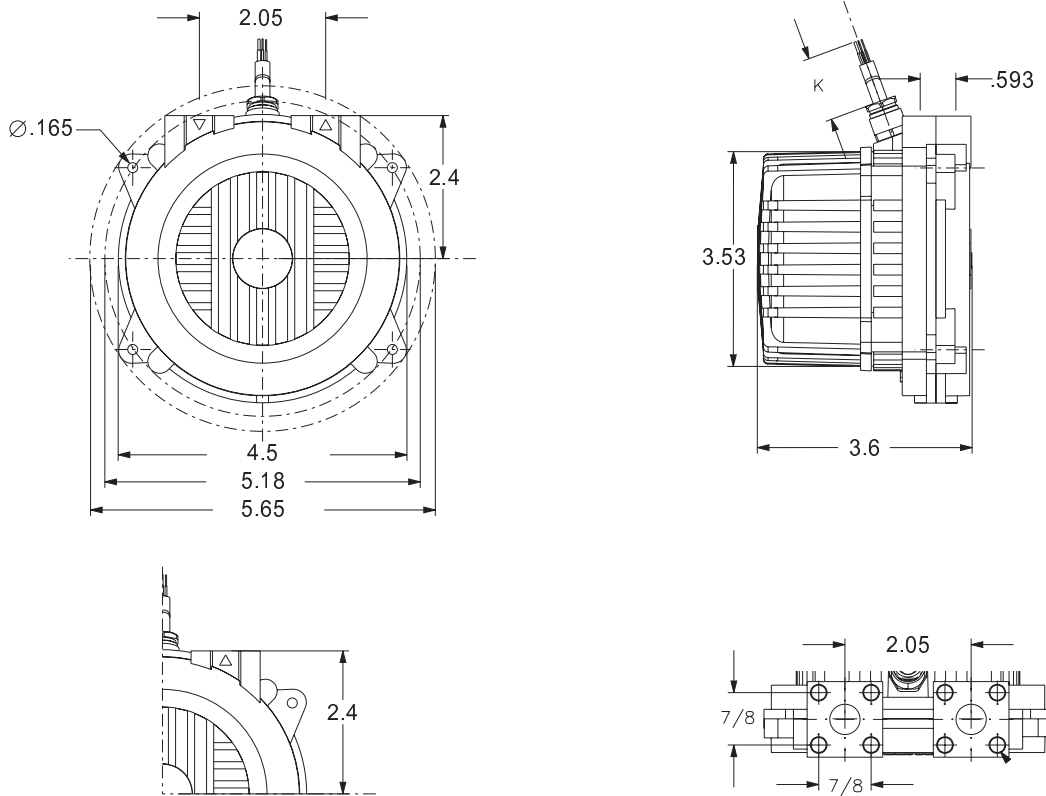
Performance curve for Vacuum pump



Performance curve for Compressor



Dimensions: (inches)



Specifications subject to change without notice. Please contact factory for specification updates.

Selection & Ordering Data - Type 3BA1002

Order No.	electronics	Connection	Control voltage	Speed	max. Output power	Input current	Input voltage	Sound pressure level	Weight Gas ring blowers	ext. electronic
			V	rpm	W	A	V	dB(A)	lbs.	lbs
3BA1002-AB52	external (provided)	flange connection	0-10		300	14	24	55	3.3	-
3BA1002-BB52	external (provided)	flange connection	0-10		300	7	48	55	3.3	-
			10.0	15000						
			7.1	10000						
			5.1	7000						
			3.0	5000						

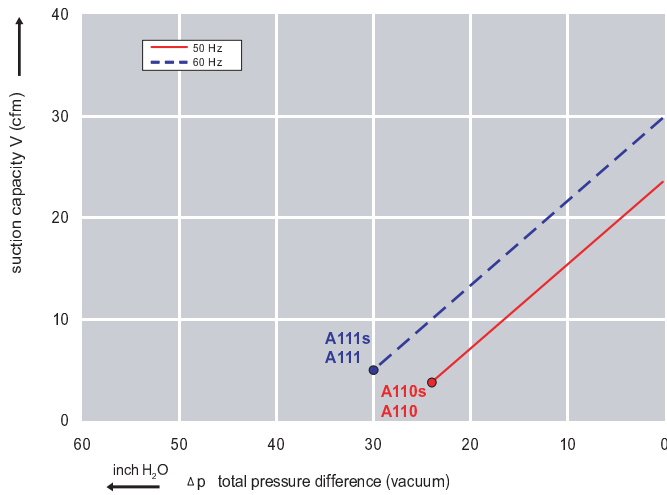
All curves are rated at 14.7 psia and 68° F ambient conditions and are reported in SCFM referenced to 68° F and 14.696 psia sea level conditions. Curve values are nominal, actual performance may vary by up to 10% of the values indicated. For inlet temperatures above approximately 80° F or for handling gases other than air, please contact your Airtech sales representative for assistance.



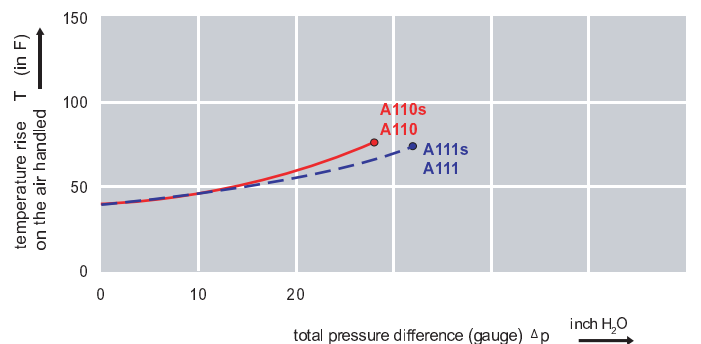
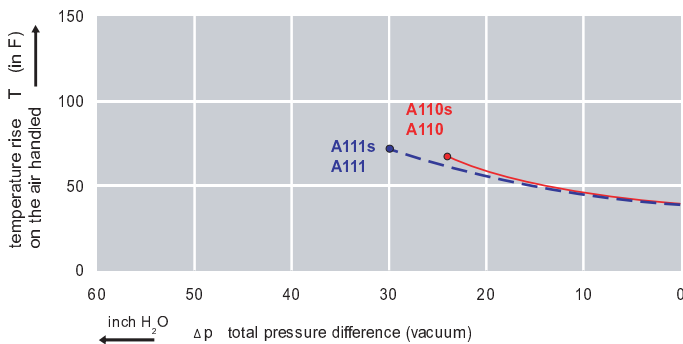
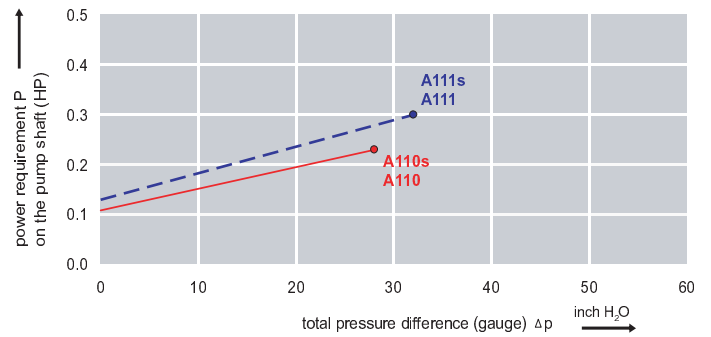
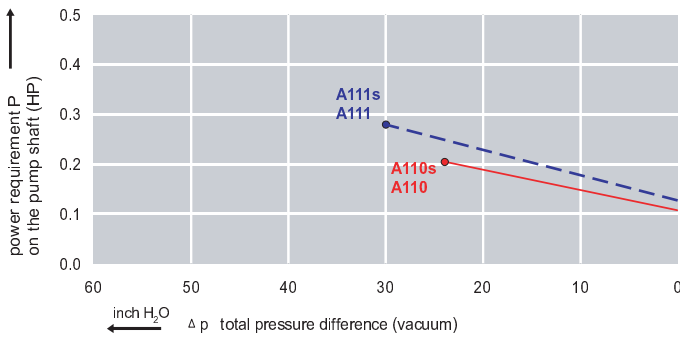
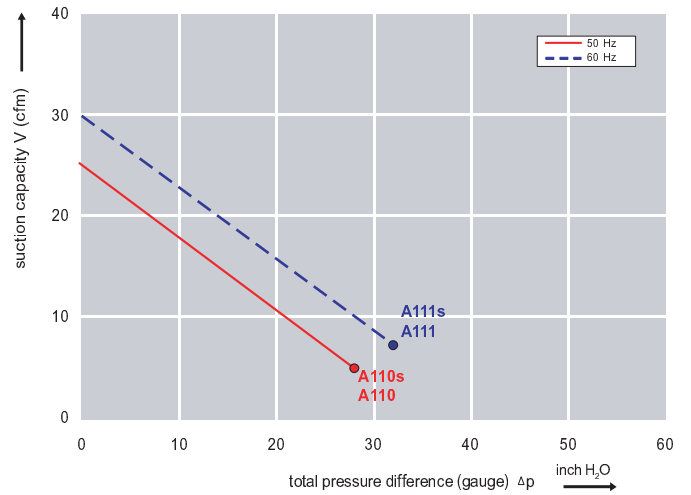
Features:

- Cooler running, outboard bearing provides maintenance-free operation
- Environmentally friendly oil-free technology
- Extremely quiet operation
- All motors are standard TEFC with Class F insulation, UL recognized, CE Compliant
Explosion-Proof motors available
- Custom construction blowers are available
- Rugged die cast aluminum construction

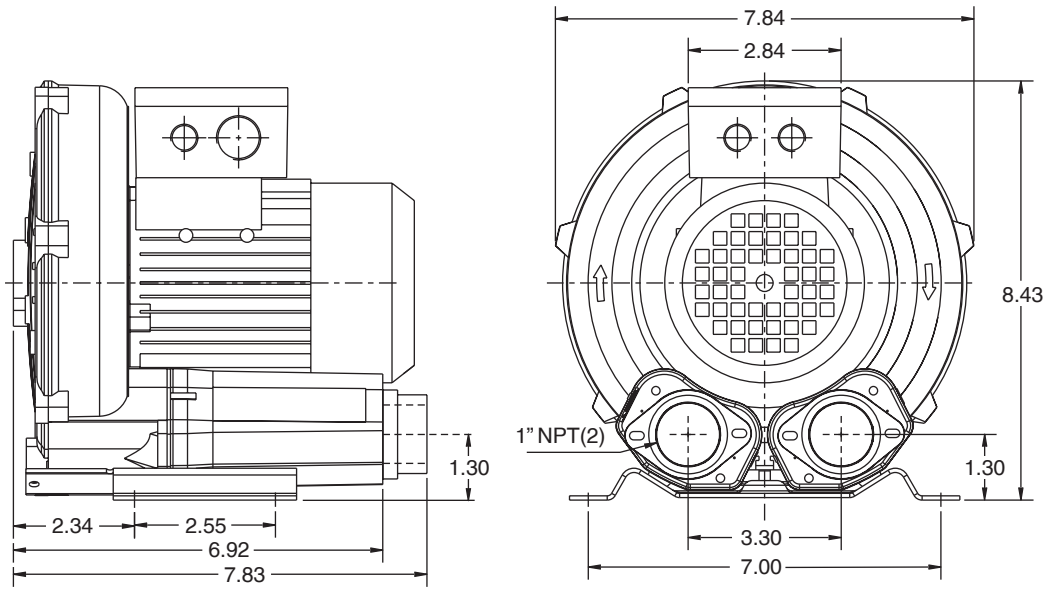
Performance curve for Vacuum pump



Performance curve for Compressor



Dimensions: (inches)



Relief valve:
VC51Z (Vacuum)
PC51Z (Pressure)

Filter:
ATF-125-1337 (Vacuum)
AFS-20-125-10 (Pressure)

Specifications subject to change without notice. Please contact factory for specification updates.

Selection & Ordering Data - Type 3BA1100

Curve No.	Order No.	Fre- quency Hz	Rated power HP	Input voltage		Input current		Permissible total differential pressure ²⁾		Sound pressure level ³⁾ dB(A)	Weight ca. lbs
				V		A		Vacuum inch H2O	Compressor inch H2O		
3~ 50/60 Hz IP55 insulation material class F											
A 110	3BA1100-7AT06	50	0.27	200D ... 240D	345Y ... 415Y	1.0D	0.6 Y	-24	28	50	13
A 111	3BA1100-7AT06	60	0.31	220D ... 250D	415Y ... 460Y	1.0D	0.6 Y	-30	32	53	13
1~ 50/60 Hz IP55 with attached capacitor for continuous operation											
A 110s	3BA1100-7AS05	50	0.27		230		1.45	-24	28	50	13
A 111s	3BA1100-7AS05	60	0.31		230		1.3	-30	32	53	13

Suitable for 208 Volt Operation

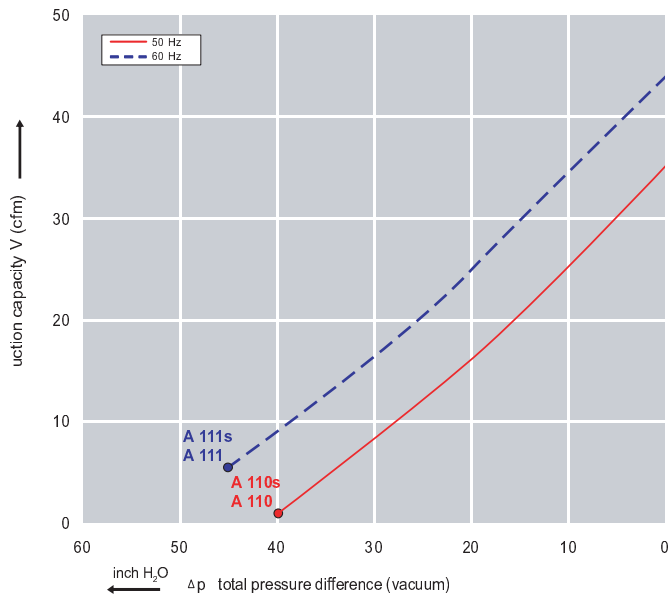
All curves are rated at 14.7 psia and 68°F ambient conditions and are reported in SCFM referenced to 68°F and 14.696 psia sea level conditions. Curve values are nominal, actual performance may vary by up to 10% of the values indicated. For inlet temperatures above approximately 80 °F or for handling gases other than air, please contact your Airtech sales representative for assistance.



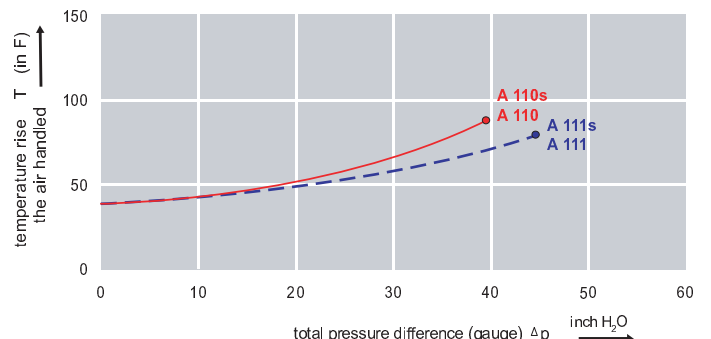
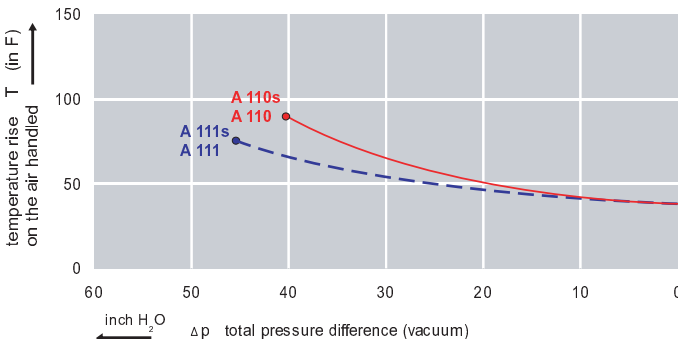
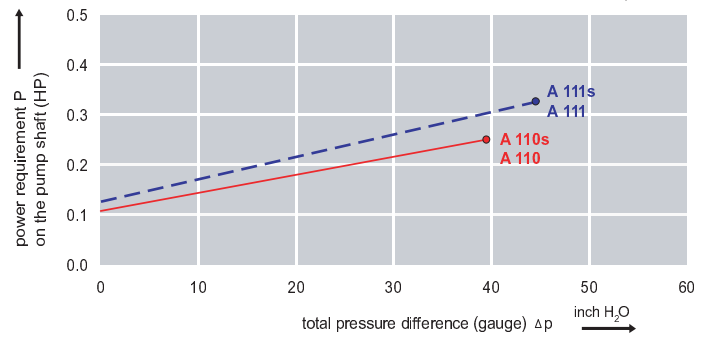
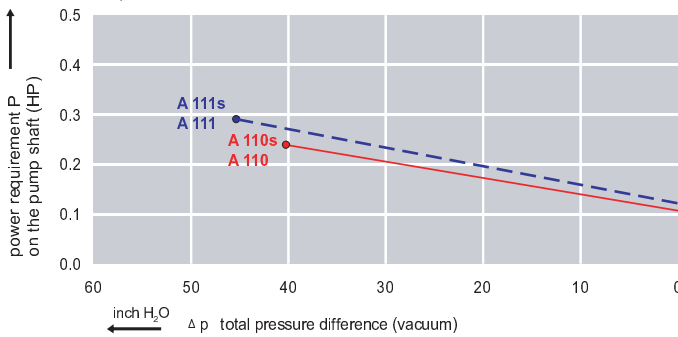
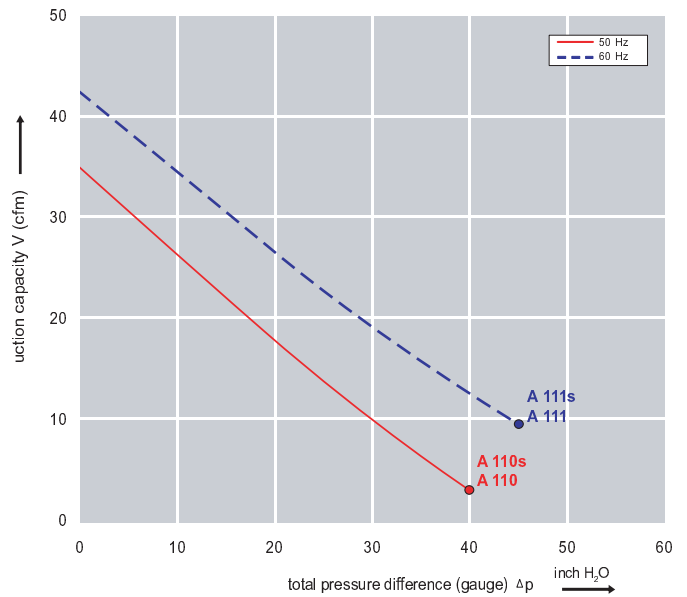
Features:

- Cooler running, outboard bearing provides maintenance-free operation
- Environmentally friendly oil-free technology
- Extremely quiet operation
- All motors are standard TEFC with Class F insulation, UL recognized, CE Compliant
Explosion-Proof motors available
- Custom construction blowers are available
- Rugged die cast aluminum construction

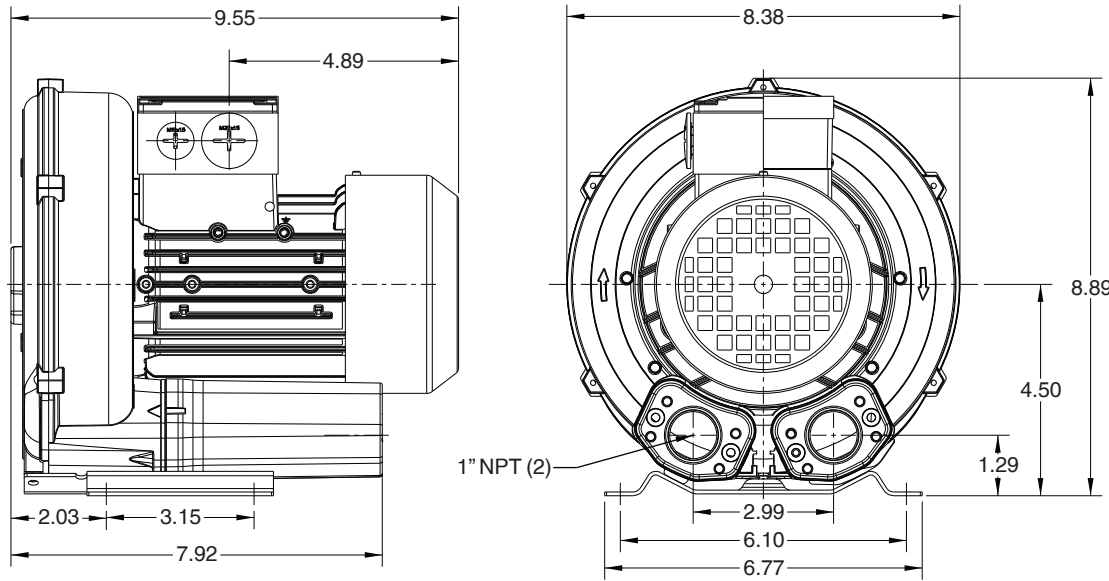
Performance curve for Vacuum pump



Performance curve for Compressor



Dimensions: (inches)



Relief valve:
VC51Z (Vacuum)
PC51Z (Pressure)

Filter:
ATF-125-1337 (Vacuum)
AFS-20-125-10 (Pressure)

Specifications subject to change without notice. Please contact factory for specification updates.

Selection & Ordering Data - Type 3BA1200

Curve No.	Order No.	Fre- quency Hz	Rated power HP	Input voltage		Input current		Permissible total differential pressure ²⁾		Sound pressure level ³⁾ dB(A)	Weight ca. lbs
				V		A		Vacuum inch H2O	Compressor inch H2O		
3~ 50/60 Hz IP55 insulation material class F											
A 110	3BA1200-7AT06	50	0.33	200D ... 240D	345Y ... 415Y	1.6D	0.7 Y	-40	40	50	15
A 111	3BA1200-7AT06	60	0.38	220D ... 250D	415Y ... 460Y	1.3D	0.9 Y	-45	45	53	15
1~ 50/60 Hz IP55 with attached capacitor for continuous operation											
A 110s	3BA1200-7AS05	50	0.33	115	230	3.5D	1.7 Y	-40	40	50	15
A 111s	3BA1200-7AS05	60	0.38	115	230	5.0D	2.8 Y	-45	45	53	15

Suitable for 208 Volt Operation

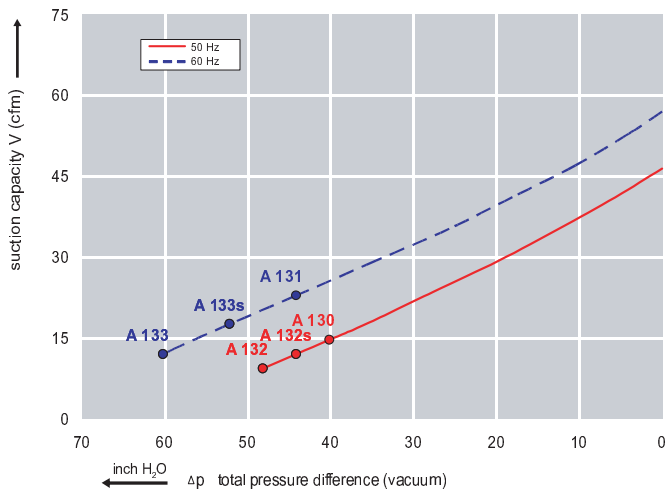
All curves are rated at 14.7 psia and 68°F ambient conditions and are reported in SCFM referenced to 68°F and 14.696 psia sea level conditions. Curve values are nominal, actual performance may vary by up to 10% of the values indicated. For inlet temperatures above approximately 80 °F or for handling gases other than air, please contact your Airtech sales representative for assistance.



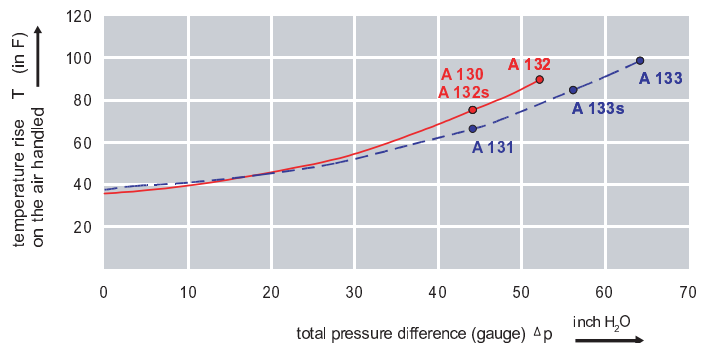
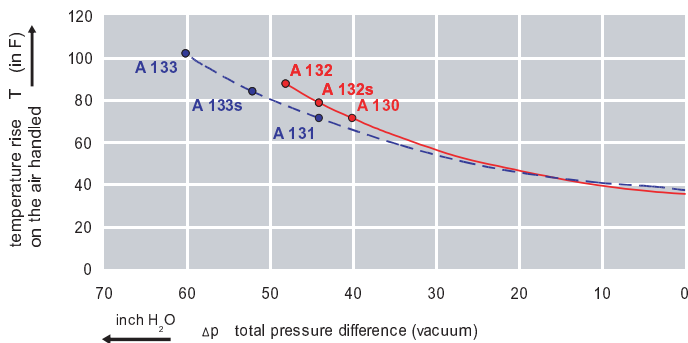
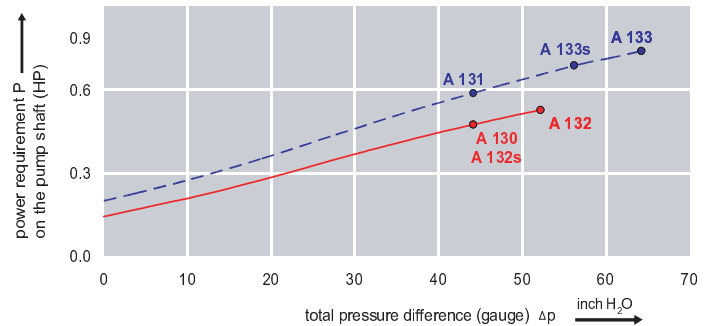
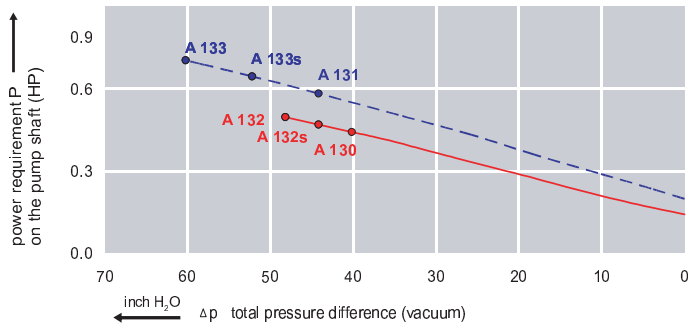
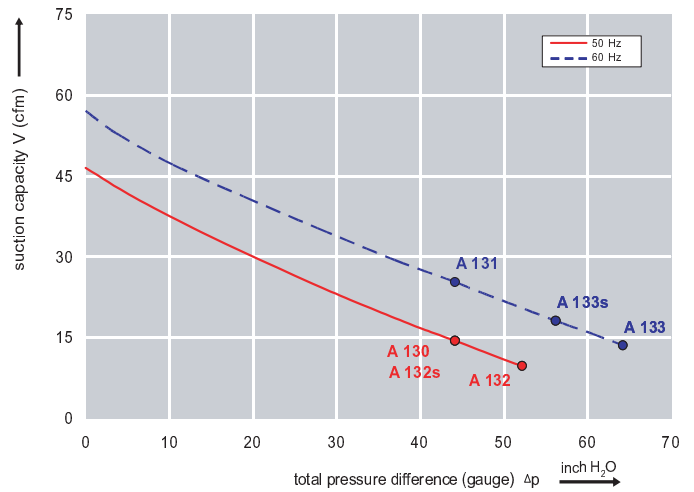
Features:

- Cooler running, outboard bearing provides maintenance-free operation
- Environmentally friendly oil-free technology
- Extremely quiet operation
- All motors are standard TEFC with Class F insulation, UL recognized, CE Compliant
Explosion-Proof motors available
- Custom construction blowers are available
- Rugged die cast aluminum construction

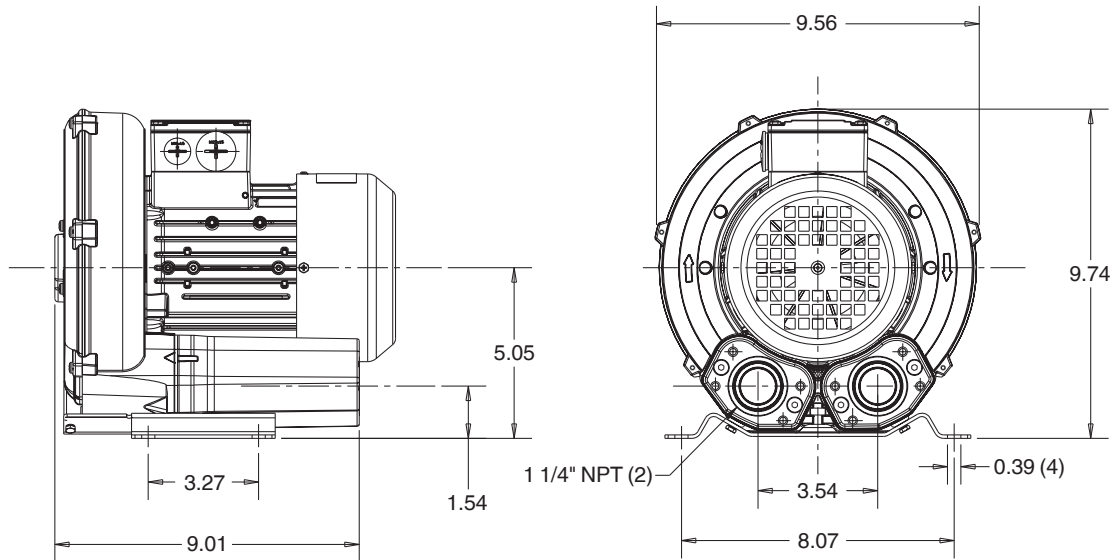
Performance curve for Vacuum pump



Performance curve for Compressor



Dimensions: (inches)



Recommended Accessories:

Relief valve:

VC51Z (Vacuum)
PC51Z (Pressure)

Filter:

ATF-125-1337
(Vacuum)
AFS-20-125-10
(Pressure)

Specifications subject to change without notice. Please contact factory for specification updates.

Selection & Ordering Data - Type 3BA1300

Curve No.	Order No.	Fre- quency Hz	Rated power HP	Input voltage		Input current A	Permissible total differential pressure		Sound pressure level dB(A)	Weight lbs	
				V			Vacuum inch H2O	Compressor inch H2O			
3~ 50/60 Hz IP55 insulation material class F											
A 130	3BA1300-7AT06	50	0.34	200D ... 240D	345Y ... 415Y	2.1D	1.2 Y	-40	44	53	18
A 131	3BA1300-7AT06	60	0.39	220D ... 250D	415Y ... 460Y	1.74D	1.0 Y	-44	44	56	18
A 132	3BA1300-7AT16	50	0.54	200D ... 240D	345Y ... 415Y	2.6D	1.5 Y	-48	52	53	22
A 133	3BA1300-7AT16	60	0.67	220D ... 250D	415Y ... 460Y	2.6D	1.5 Y	-60	64	56	22
1~ 50/60 Hz IP55 with attached capacitor for continuous operation											
A 132s	3BA1300-7AS15	50	0.50	115	230	5.4	2.7	-44	44	53	22
A 133s	3BA1300-7AS15	60	0.60	115	230	6.0	3.0	-52	56	56	22

Suitable for 208 Volt Operation

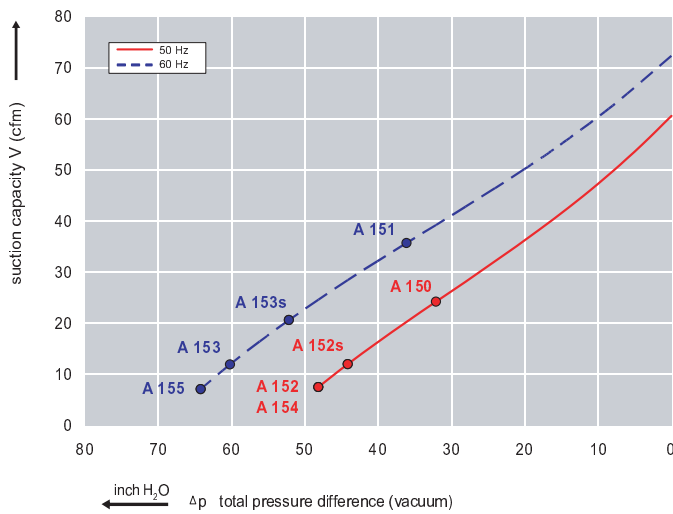
All curves are rated at 14.7 psia and 68° F ambient conditions and are reported in SCFM referenced to 68° F and 14.696 psia sea level conditions. Curve values are nominal, actual performance may vary by up to 10% of the values indicated. For inlet temperatures above approximately 80 °F or for handling gases other than air, please contact your Airtech sales representative for assistance.

Features:

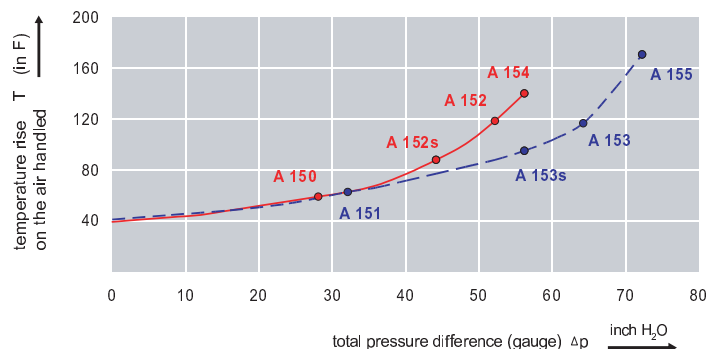
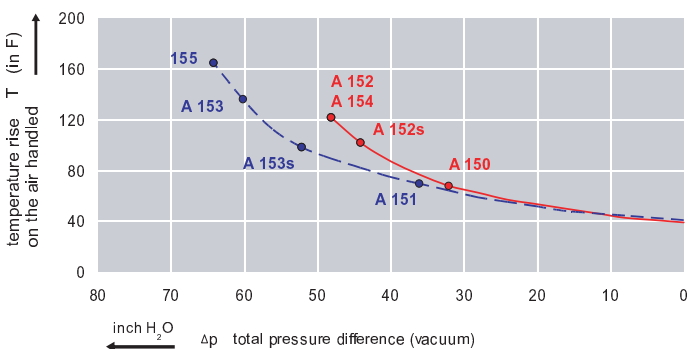
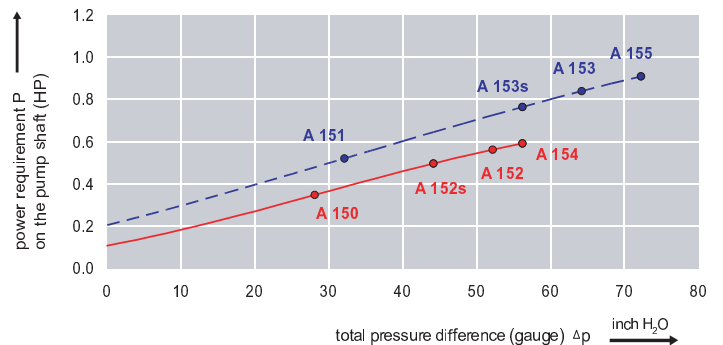
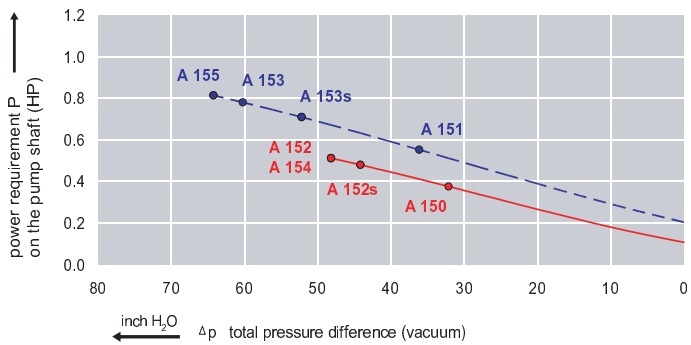
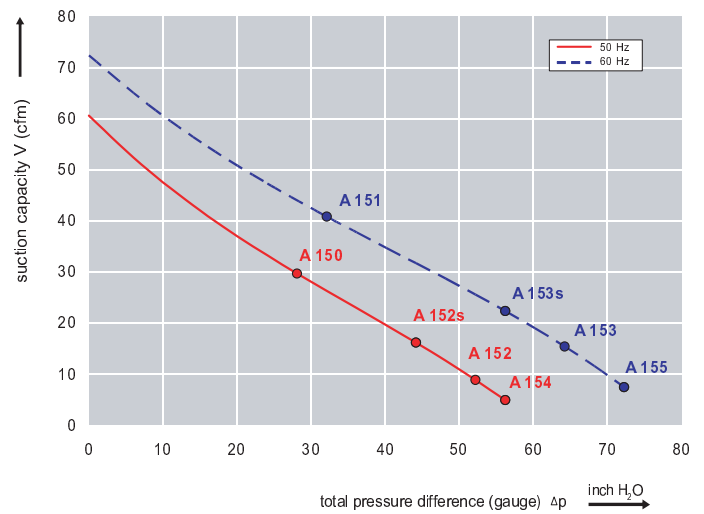


- Cooler running, outboard bearing provides maintenance-free operation
- Environmentally friendly oil-free technology
- Extremely quiet operation
- All motors are standard TEFC with Class F insulation, UL recognized, CE Compliant
Explosion-Proof motors available
- Custom construction blowers are available
- Rugged die cast aluminum construction

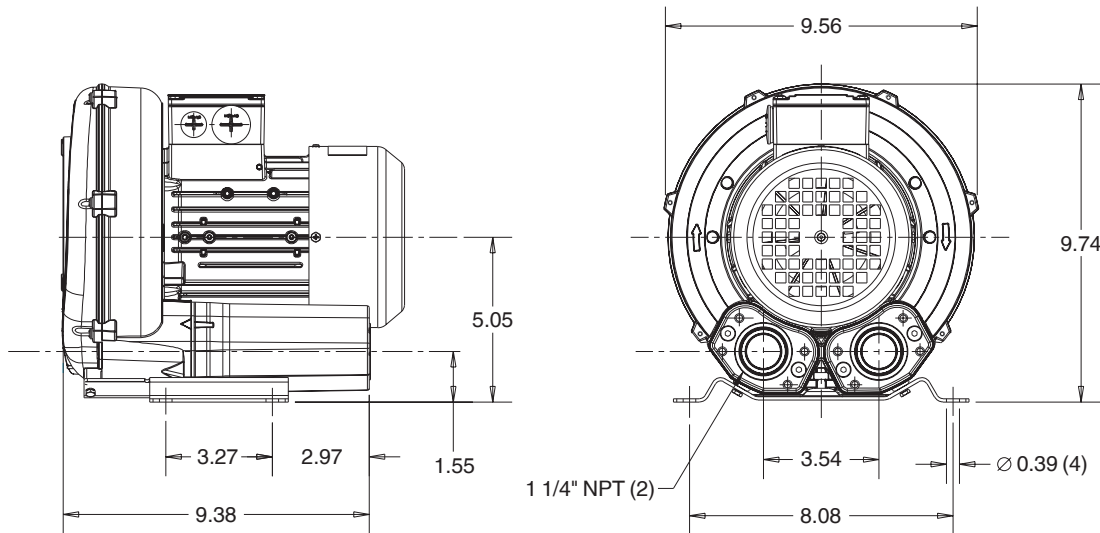
Performance curve for Vacuum pump



Performance curve for Compressor



Dimensions: (inches)



Recommended Accessories:

Relief valve:

VC51Z (Vacuum)
PC51Z (Pressure)

Filter:

ATF-125-1337
(Vacuum)
AFS-20-125-10
(Pressure)

Specifications subject to change without notice. Please contact factory for specification updates.

Selection & Ordering Data - Type 3BA1330

Curve No.	Order No.	Fre- quency Hz	Rated power HP	Input voltage		Input current A	Permissible total differential pressure ²⁾		Sound pressure level ³⁾ dB(A)	Weight ca. lbs	
				V			Vacuum inch H2O	Compressor inch H2O			
3~ 50/60 Hz IP55 insulation material class F											
A 150	3BA1330-7AT06	50	0.34	200D ... 240D	345Y ... 415Y	2.1 D	1.2 Y	-32	28	54	23
A 151	3BA1330-7AT06	60	0.39	220D ... 250D	415Y ... 460Y	1.74D	1.0 Y	-36	32	57	19
A 152	3BA1330-7AT16	50	0.54	200D ... 240D	345Y ... 415Y	2.6 D	1.5 Y	-48	52	54	23
A 153	3BA1330-7AT16	60	0.67	220D ... 250D	415Y ... 460Y	2.6 D	1.5 Y	-60	64	57	23
A 154	3BA1330-7AT26	50	0.94	200D ... 240D	345Y ... 415Y	3.8 D	2.2 Y	-48	56	54	25
A 155	3BA1330-7AT26	60	1.11	220D ... 250D	415Y ... 460Y	3.75D	2.15Y	-64	72	57	25
3~ 50/60 Hz IP55 insulation material class F											
A 150	3BA1330-7AT05	50	0.34	500D		0.72D		-32	28	54	23
A 151	3BA1330-7AT05	60	0.39	575D		0.76D		-36	32	57	19
A 152	3BA1330-7AT15	50	0.54	500D		1.0 D		-48	52	54	23
A 153	3BA1330-7AT15	60	0.67	575D		1.1 D		-60	64	57	23
A 154	3BA1330-7AT25	50	0.94	500D		1.88D		-48	56	54	25
A 155	3BA1330-7AT25	60	1.11	575D		1.76D		-64	72	57	25
1~ 50/60 Hz IP55 with attached capacitor for continuous operation											
A 152s	3BA1330-7AS15	50	0.50	115	230	5.4	2.7	-44	44	54	23
A 153s	3BA1330-7AS15	60	0.60	115	230	6.0	3.0	-52	56	57	23

Suitable for 208 Volt Operation

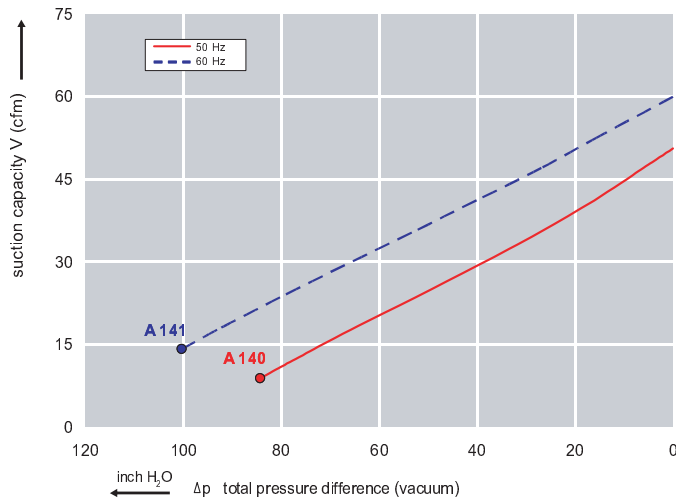
All curves are rated at 14.7 psia and 68° F ambient conditions and are reported in SCFM referenced to 68° F and 14.696 psia sea level conditions. Curve values are nominal, actual performance may vary by up to 10% of the values indicated. For inlet temperatures above approximately 80 °F or for handling gases other than air, please contact your Airtech sales representative for assistance.



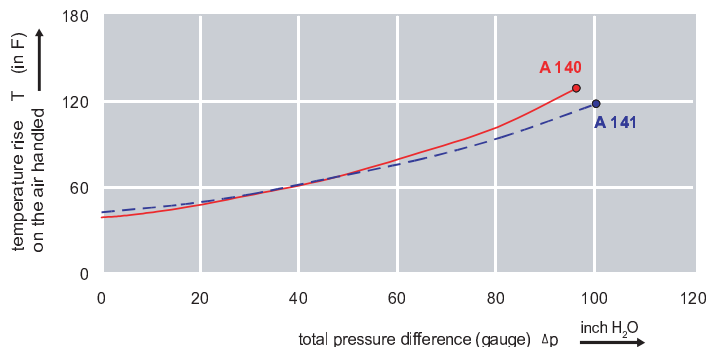
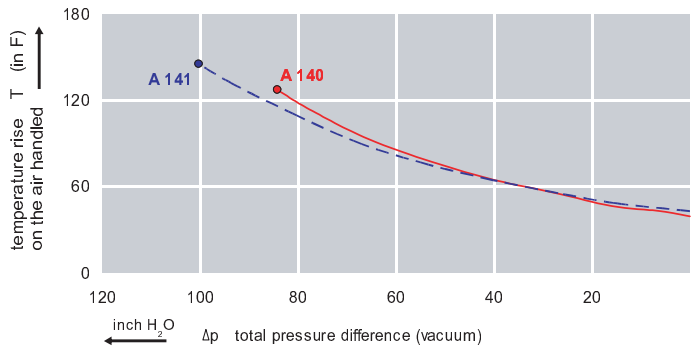
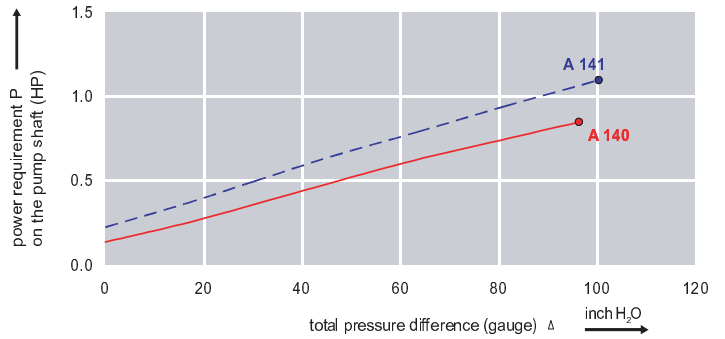
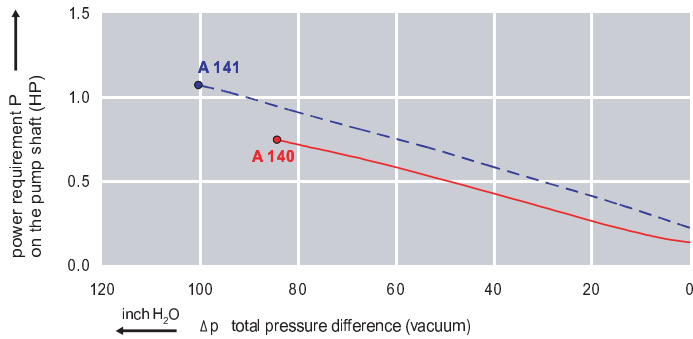
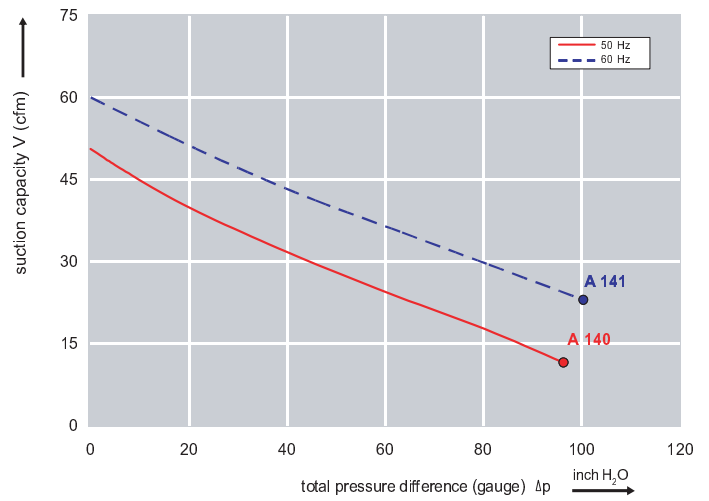
Features:

- Cooler running, outboard bearing provides maintenance-free operation
- Environmentally friendly oil-free technology
- Extremely quiet operation
- All motors are standard TEFC with Class F insulation, UL recognized, CE Compliant
Explosion-Proof motors available
- Custom construction blowers are available
- Rugged die cast aluminum construction

Performance curve for Vacuum pump



Performance curve for Compressor



Dimensions: (inches)	Recommended Accessories:
	<p>Relief valve: VC51Z (Vacuum) PC51Z (Pressure)</p> <p>Filter: ATF-125-1337 (Vacuum) AFS-20-125-10 (Pressure)</p>

Specifications subject to change without notice. Please contact factory for specification updates.

Selection & Ordering Data - Type 3BA1310											
Curve No.	Order No.	Fre- quency Hz	Rated power HP	Input voltage V		Input current A	Permissible total differential pressure		Sound pressure level dB(A)	Weight lbs	
				200D ... 240D	345Y ... 415Y		Vacuum inch H2O	Compressor inch H2O			
3~ 50/60 Hz IP55 insulation material class F											
A 140	3BA1310-7AT26	50	0.94	200D ... 240D	345Y ... 415Y	3.8 D	2.2 Y	-84	96	55	31
A 141	3BA1310-7AT26	60	1.11	220D ... 250D	415Y ... 460Y	3.75D	2.15Y	-100	100	61	31

Suitable for 208 Volt Operation

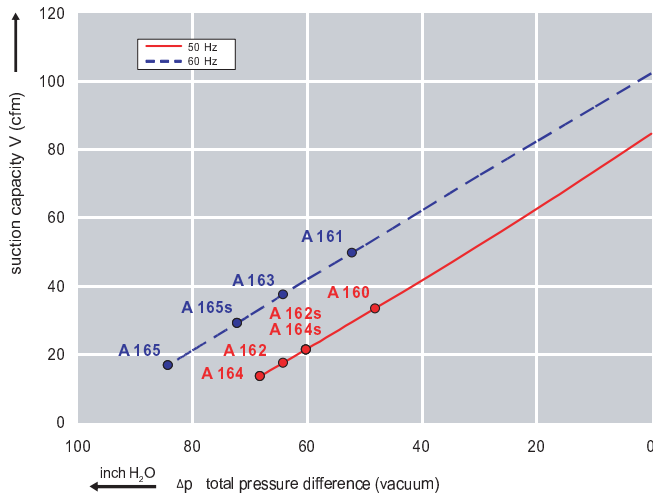
All curves are rated at 14.7 psia and 68°F ambient conditions and are reported in SCFM referenced to 68°F and 14.696 psia sea level conditions. Curve values are nominal, actual performance may vary by up to 10% of the values indicated. For inlet temperatures above approximately 80 °F or for handling gases other than air, please contact your Airtech sales representative for assistance.



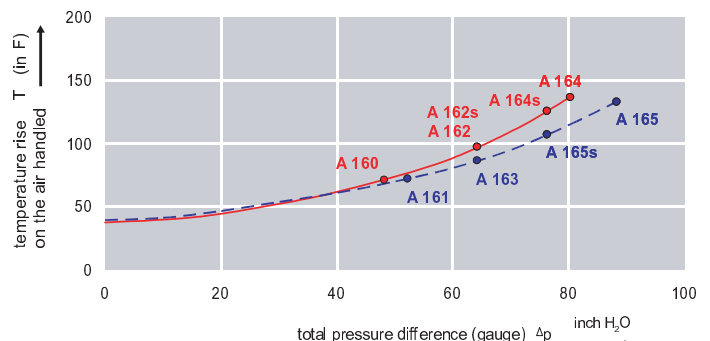
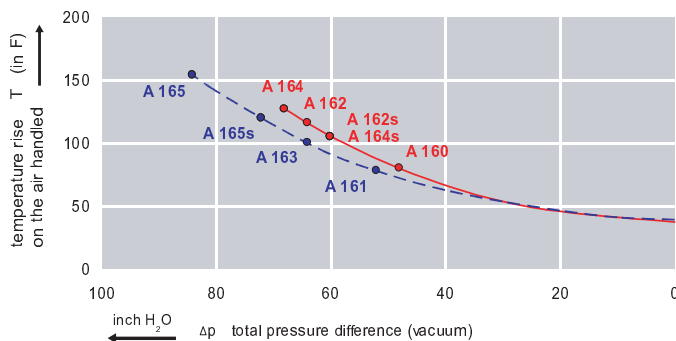
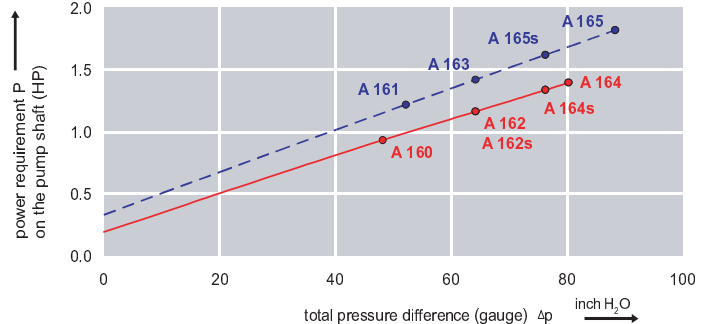
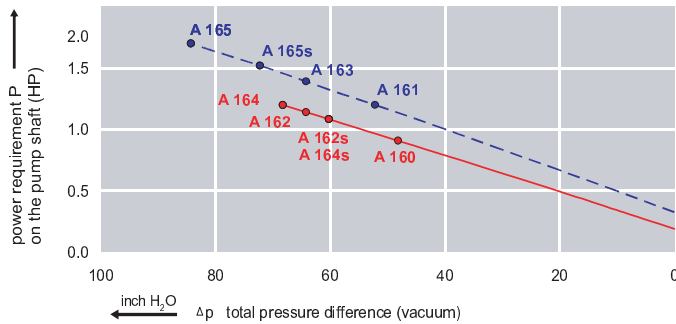
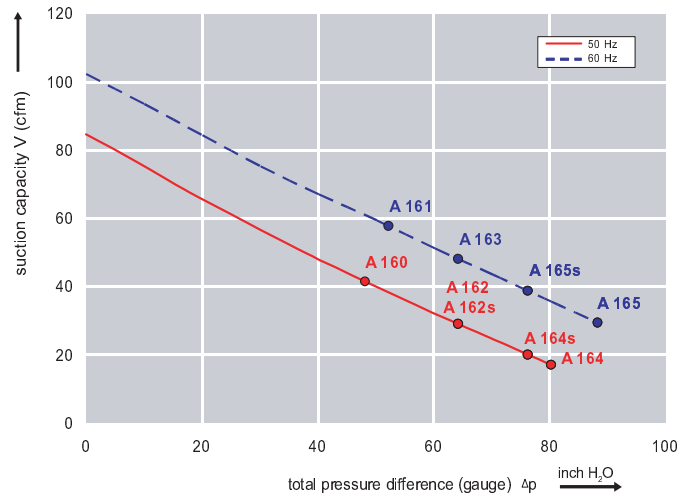
Features:

- Cooler running, outboard bearing provides maintenance-free operation
- Environmentally friendly oil-free technology
- Extremely quiet operation
- All motors are standard TEFC with Class F insulation, UL recognized, CE Compliant
Explosion-Proof motors available
- Custom construction blowers are available
- Rugged die cast aluminum construction

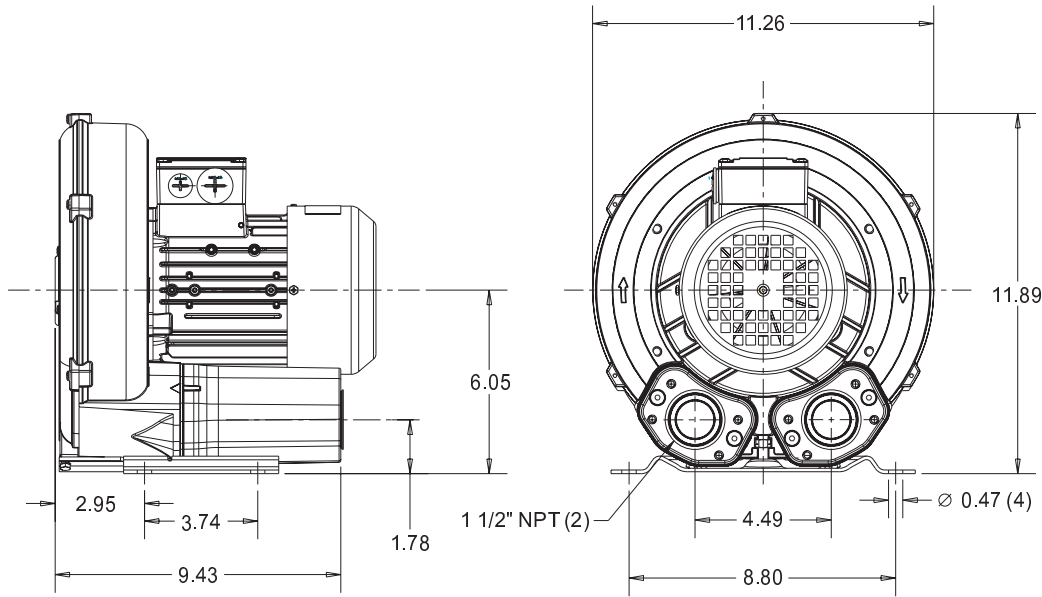
Performance curve for Vacuum pump



Performance curve for Compressor



Dimensions: (inches)



Recommended Accessories:

Relief valve:

VC51Z (Vacuum)
PC51Z (Pressure)

Filter:

ATF-150-1337
(Vacuum)
AFS-20-150-10
(Pressure)

Specifications subject to change without notice. Please contact factory for specification updates.

Selection & Ordering Data - Type 3BA1400

Curve No.	Order No.	Fre- quency Hz	Rated power HP	Input voltage		Input current		Permissible total differential pressure		Sound pressure level dB(A)	Weight lbs
				V		A		Vacuum inch H2O	Compressor inch H2O		
3~ 50/60 Hz IP55 insulation material class F											
A 160	3BA1400-7AT06	50	0.94	200D ... 240D	345Y ... 415Y	3.8 D	2.2 Y	-48	48	63	29
A 161	3BA1400-7AT06	60	1.11	220D ... 250D	415Y ... 460Y	3.75D	2.15Y	-52	52	64	29
A 162	3BA1400-7AT16	50	1.14	200D ... 240D	345Y ... 415Y	4.2 D	2.4 Y	-64	64	63	33
A 163	3BA1400-7AT16	60	1.27	220D ... 250D	415Y ... 460Y	4.0 D	2.3 Y	-64	64	64	33
A 164	3BA1400-7AT26	50	1.74	200D ... 240D	345Y ... 415Y	5.7 D	3.3 Y	-68	80	63	35
A 165	3BA1400-7AT26	60	2.01	220D ... 250D	415Y ... 460Y	5.5 D	3.2 Y	-84	88	64	35
1~ 50/60 Hz IP55 with capacitor for continuous operation											
A 164s	3BA1400-7AS25	50	1.47	115	230	13	6.5	-60	76	63	35
A 165s	3BA1400-7AS25	60	1.74	115	230	14	7.0	-72	76	64	35

Suitable for 208 Volt Operation

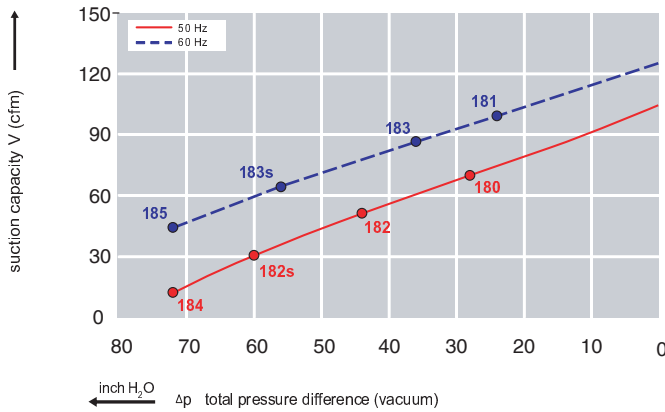
All curves are rated at 14.7 psia and 68°F ambient conditions and are reported in SCFM referenced to 68°F and 14.696 psia sea level conditions. Curve values are nominal, actual performance may vary by up to 10% of the values indicated. For inlet temperatures above approximately 80 °F or for handling gases other than air, please contact your Airtech sales representative for assistance.



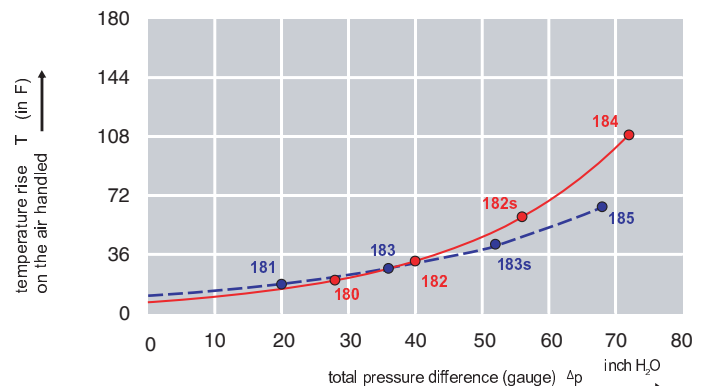
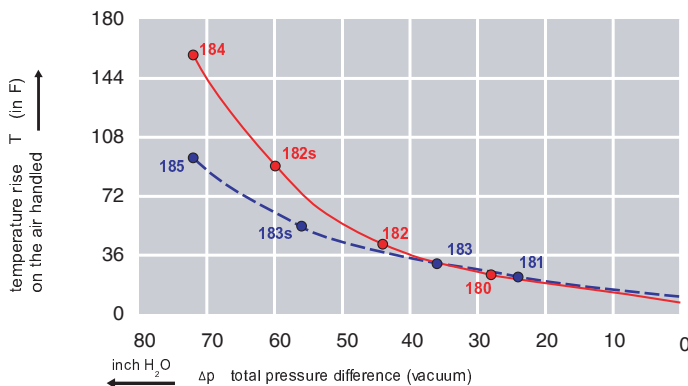
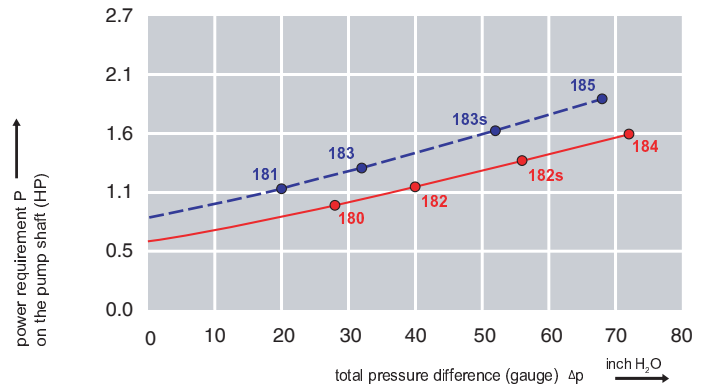
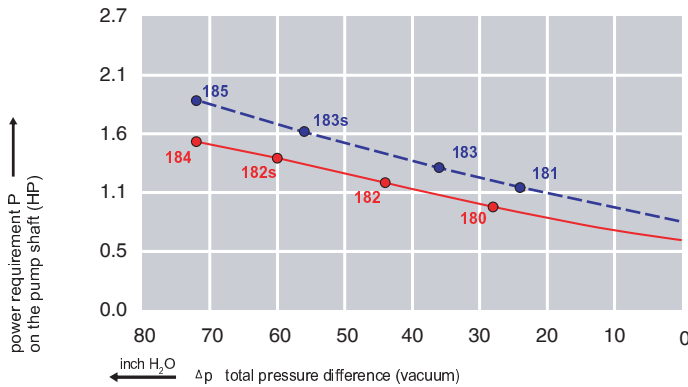
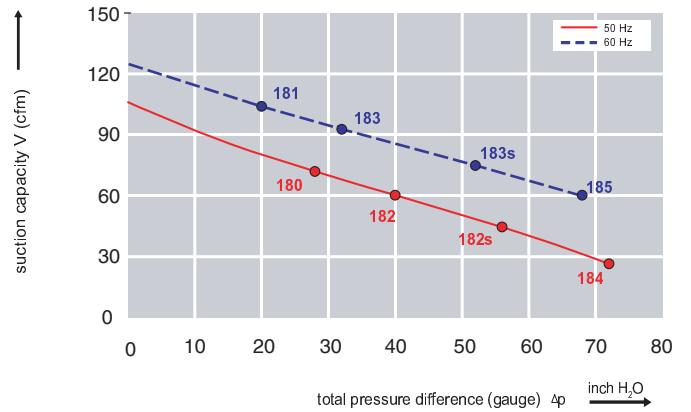
Features:

- Cooler running, outboard bearing provides maintenance-free operation
- Environmentally friendly oil-free technology
- Extremely quiet operation
- All motors are standard TEFC with Class F insulation, UL recognized, CE Compliant
Explosion-Proof motors available
- Custom construction blowers are available
- Rugged die cast aluminum construction

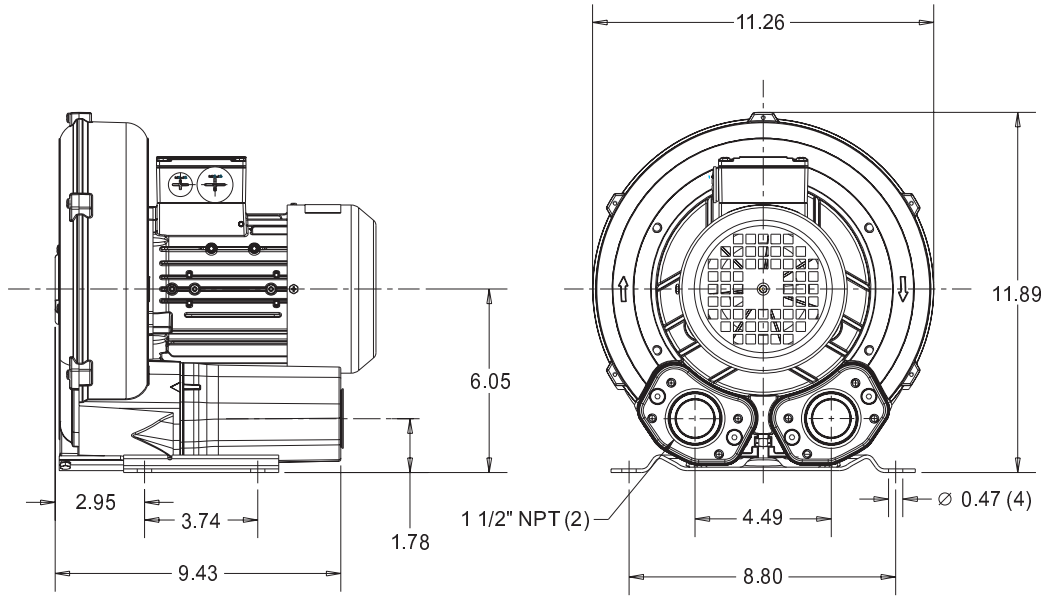
Performance curve for Vacuum pump



Performance curve for Compressor



Dimensions: (inches)



Recommended Accessories:

Relief valve:

VC51Z (Vacuum)

PC51Z (Pressure)

Filter:

ATF-150-1337
(Vacuum)

AFS-20-150-10
(Pressure)

Specifications subject to change without notice. Please contact factory for specification updates.

Selection & Ordering Data - Type 3BA1430

Curve No.	Order No.	Fre- quency Hz	Rated power HP	Input voltage		Input current		Permissible total differential pressure		Sound pressure level dB(A)	Weight lbs
				V		A		Vacuum inch H2O	Compressor inch H2O		
3~ 50/60 Hz IP55 insulation material class F											
A 180	3BA1430-7AT06	50	0.93	200D ... 240D	345Y ... 415Y	3.8 D	2.2 Y	-28	28	64	30
A 181	3BA1430-7AT06	60	1.11	220D ... 275D	380Y ... 480Y	3.75D	2.15Y	-24	20	65	30
A 182	3BA1430-7AT16	50	1.13	200D ... 240D	345Y ... 415Y	4.2 D	2.4 Y	-44	40	64	35
A 183	3BA1430-7AT16	60	1.27	220D ... 275D	380Y ... 480Y	4.0 D	2.3 Y	-36	32	65	35
A 184	3BA1430-7AT26	50	1.74	200D ... 240D	345Y ... 415Y	5.7 D	3.3 Y	-72	72	64	37
A 185	3BA1430-7AT26	60	2.01	220D ... 275D	380Y ... 480Y	5.7 D	3.3 Y	-72	68	65	37
1~ 50/60 Hz IP55 with capacitor for continuous operation											
A 182s	3BA1430-7AS24	50	1.47	100/200		16.8	8.4	-60	56	63	35
A 183s	3BA1430-7AS24	60	1.74	100/200		17.2	8.6	-56	52	64	35
A 182s	3BA1430-7AS25	50	1.47	115/230		13.0	6.5	-60	56	63	37
A 183s	3BA1430-7AS25	60	1.74	115/230		14.0	7.0	-56	52	64	37

Suitable for 208 Volt Operation

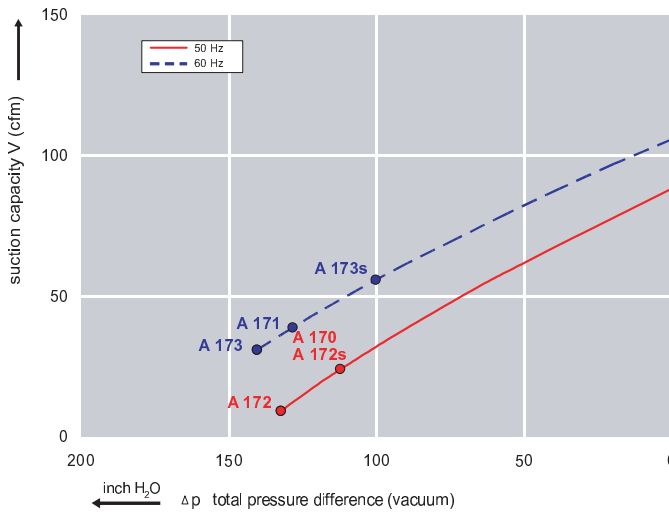
All curves are rated at 14.7 psia and 68°F ambient conditions and are reported in SCFM referenced to 68°F and 14.696 psia sea level conditions. Curve values are nominal, actual performance may vary by up to 10% of the values indicated. For inlet temperatures above approximately 80 °F or for handling gases other than air, please contact your Airtech sales representative for assistance.



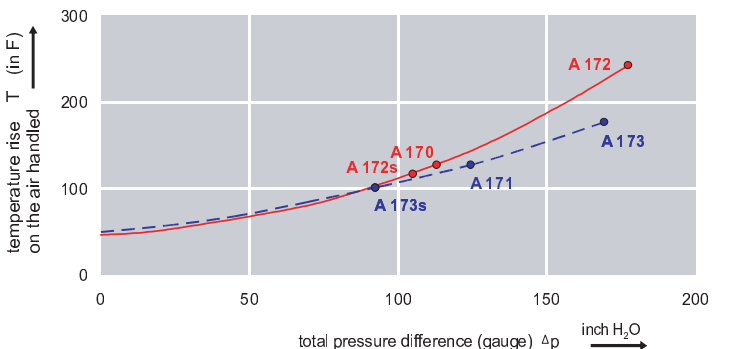
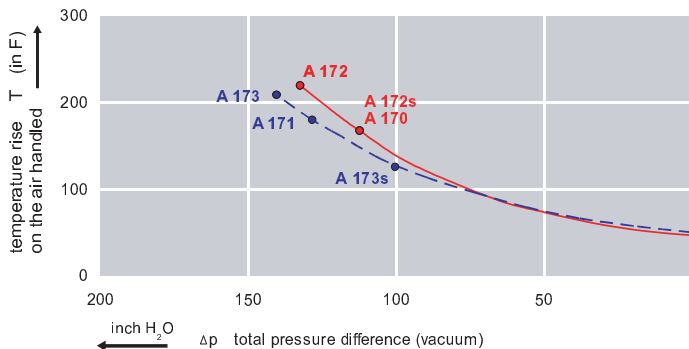
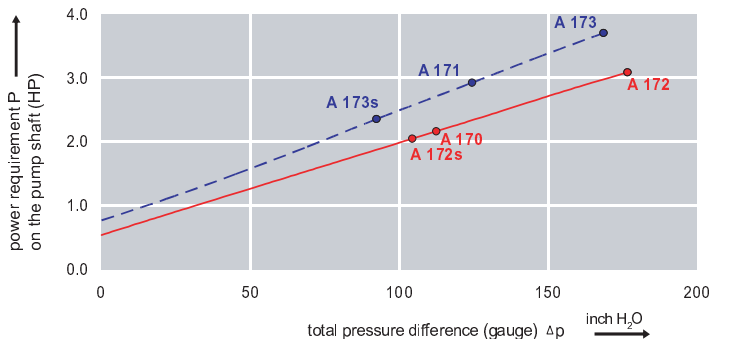
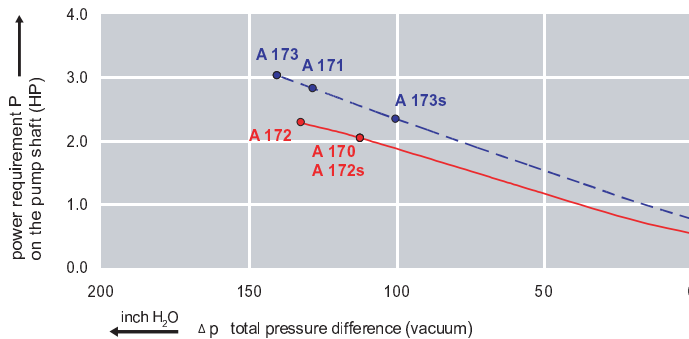
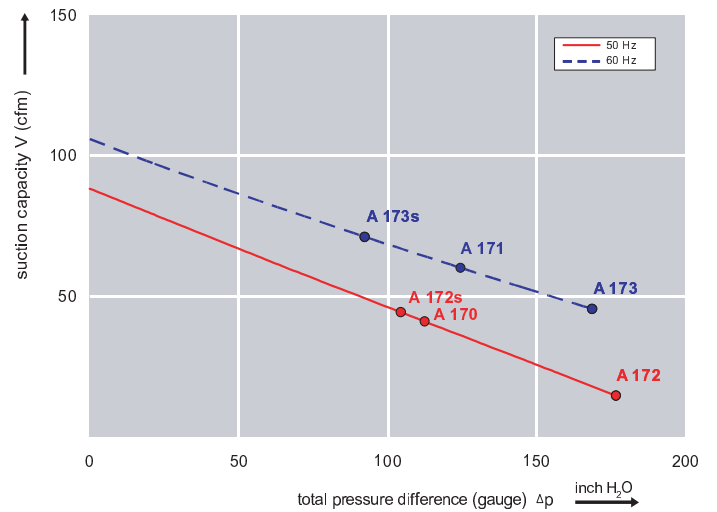
Features:

- Cooler running, outboard bearing provides maintenance-free operation
- Environmentally friendly oil-free technology
- Extremely quiet operation
- All motors are standard TEFC with Class F insulation, UL recognized, CE Compliant
Explosion-Proof motors available
- Custom construction blowers are available
- Rugged die cast aluminum construction

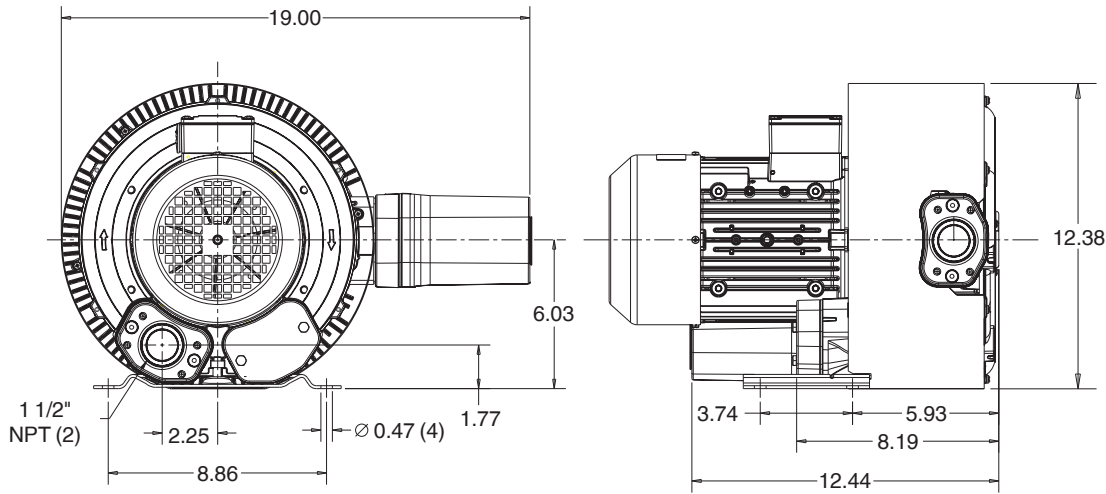
Performance curve for Vacuum pump



Performance curve for Compressor



Dimensions: (inches)



Recommended Accessories:

Relief valve:

VC51Z (Vacuum)
PC51Z (Pressure)

Filter:

ATF-150-1337
(Vacuum)
AFS-20-150-10
(Pressure)

Specifications subject to change without notice. Please contact factory for specification updates.

Selection & Ordering Data - Type 3BA1410

Curve No.	Order No.	Fre- quency Hz	Rated power HP	Input voltage		Input current		Permissible total differential pressure		Sound pressure dB(A)	Weight lbs
				V		A		Vacuum inch H2O	Compressor inch H2O		
3~ 50/60 Hz IP55 insulation material class F											
A 170	3BA1410-7AT36	50	2.1	200D ... 240D	345Y ... 415Y	7.5D	4.3Y	-112	112	66	53
A 171	3BA1410-7AT36	60	2.75	220D ... 250D	415Y ... 460Y	7.5D	4.4Y	-128	124	69	53
A 172	3BA1410-7AT46	50	2.95	200D ... 240D	345Y ... 415Y	9.7D	5.6Y	-132	177	66	59
A 173	3BA1410-7AT46	60	3.42	220D ... 250D	415Y ... 460Y	9.0D	5.3Y	-141	169	69	59
1~ 50/60 Hz IP55 with attached capacitor for continuous operation											
A 172s	3BA1410-7AS45	50	2.0	115	230	22	11	-112	104	66	59
A 173s	3BA1410-7AS45	60	2.35	115	230	24	12	-100	92	69	59

Suitable for 208 Volt Operation

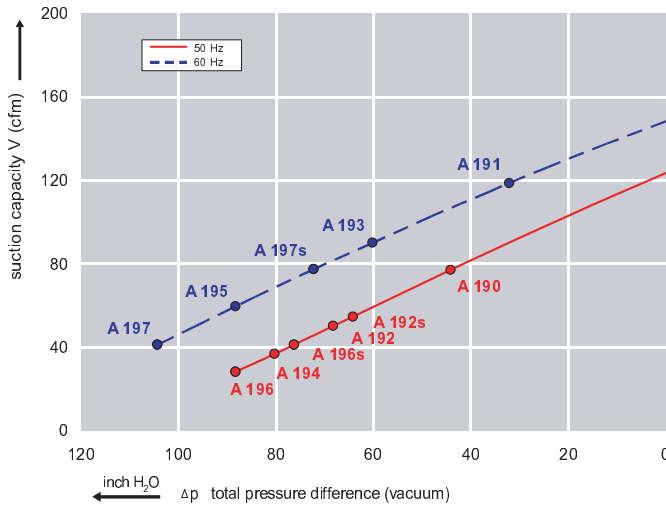
All curves are rated at 14.7 psia and 68° F ambient conditions and are reported in SCFM referenced to 68° F and 14.696 psia sea level conditions. Curve values are nominal, actual performance may vary by up to 10% of the values indicated. For inlet temperatures above approximately 80 °F or for handling gases other than air, please contact your Airtech sales representative for assistance.



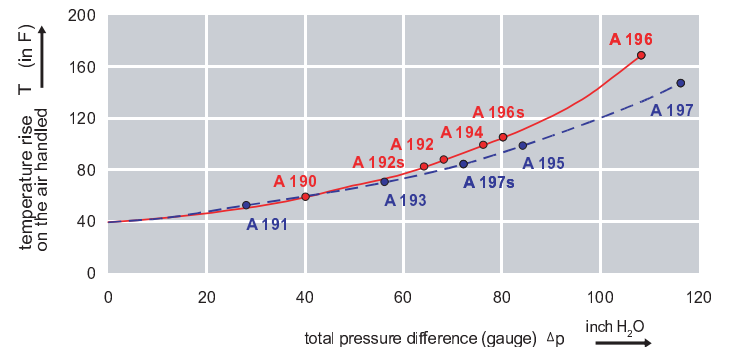
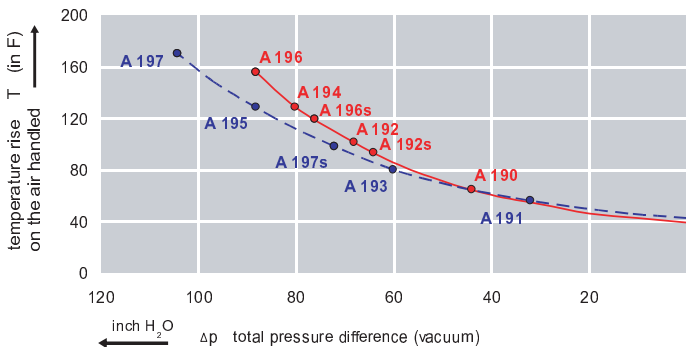
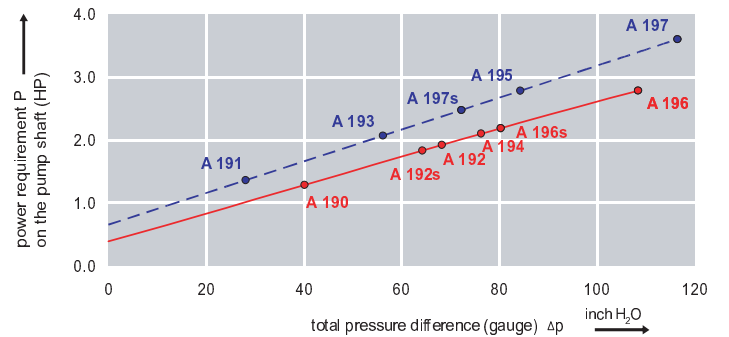
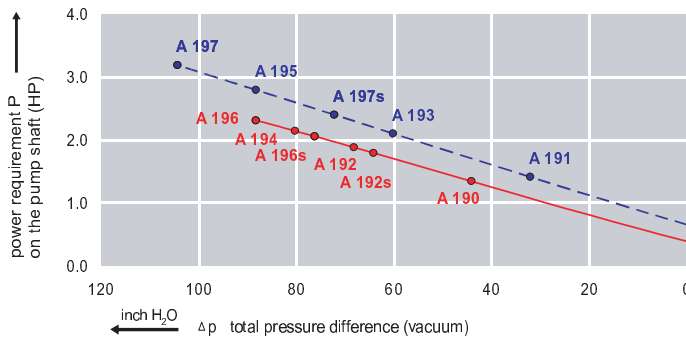
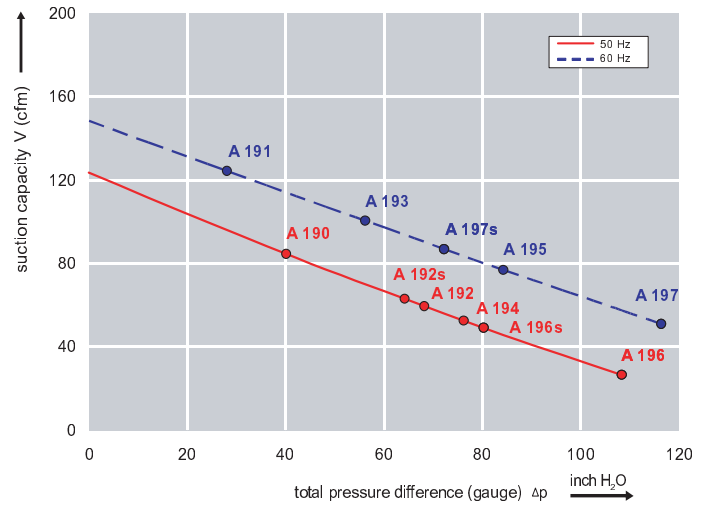
Features:

- Cooler running, outboard bearing provides maintenance-free operation
- Environmentally friendly oil-free technology
- Extremely quiet operation
- All motors are standard TEFC with Class F insulation, UL recognized, CE Compliant
Explosion-Proof motors available
- Custom construction blowers are available
- Rugged die cast aluminum construction

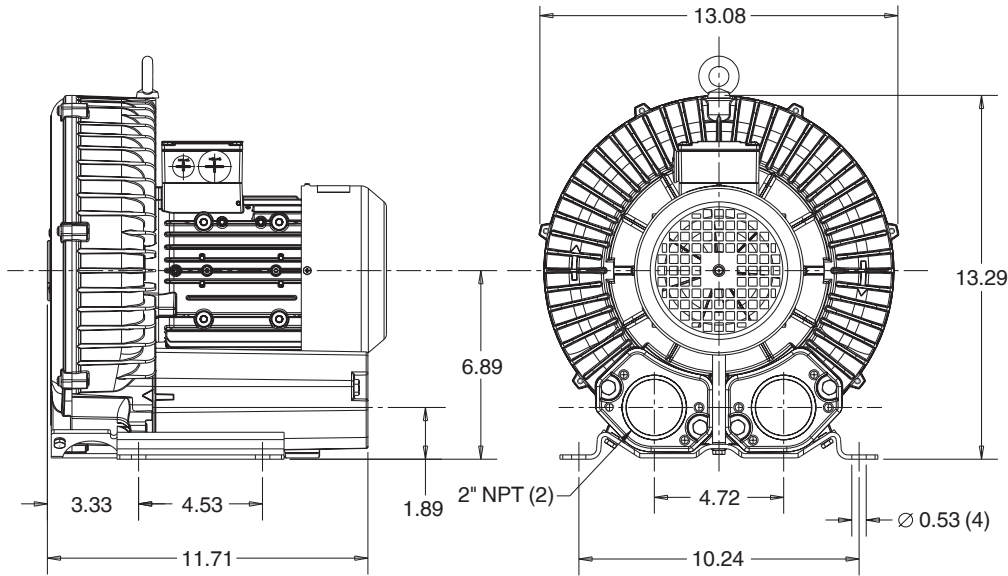
Performance curve for Vacuum pump



Performance curve for Compressor



Dimensions: (inches)



Recommended Accessories:

Relief valve:

VC61Z (Vacuum)
PC61Z (Pressure)

Filter:

ATF-200-15124/1
(Vacuum)
AFS-30-200-10
(Pressure)

Specifications subject to change without notice. Please contact factory for specification updates.

Selection & Ordering Data - Type 3BA1500

Curve No.	Order No.	Fre- quency Hz	Rated power HP	Input voltage		Input current		Permissible total differential pressure		Sound pressure level dB(A)	Weight lbs
				V		A		Vacuum inch H2O	Compressor inch H2O		
3~ 50/60 Hz IP55 insulation material class F											
A 190	3BA1500-7AT06	50	1.14	200D ... 240D	345Y ... 415Y	4.2D	2.4Y	-44	40	64	40
A 191	3BA1500-7AT06	60	1.27	220D ... 250D	415Y ... 460Y	4.35D	2.5Y	-32	28	70	40
A 192	3BA1500-7AT16	50	1.74	200D ... 240D	345Y ... 415Y	5.7D	3.3Y	-68	68	64	44
A 193	3BA1500-7AT16	60	2.0	220D ... 250D	415Y ... 460Y	5.5D	3.2Y	-60	56	70	44
A 194	3BA1500-7AT26	50	2.14	200D ... 240D	345Y ... 415Y	7.5D	4.3Y	-80	76	64	46
A 195	3BA1500-7AT26	60	2.75	220D ... 250D	415Y ... 460Y	7.5D	4.4Y	-88	84	70	46
A 196	3BA1500-7AT36	50	2.95	200D ... 240D	345Y ... 415Y	9.7D	5.6Y	-88	108	64	55
A 197	3BA1500-7AT36	60	3.42	220D ... 250D	415Y ... 460Y	9.0D	5.3Y	-104	116	70	55
1~ 50/60 Hz IP55 with attached capacitor for continuous operation											
A 196s	3BA1500-7AS35	50	2.0	115	230	22.0	11.0	-76	80	64	48
A 197s	3BA1500-7AS35	60	2.35	115	230	24.0	12.0	-72	72	70	48

Suitable for 208 Volt Operation

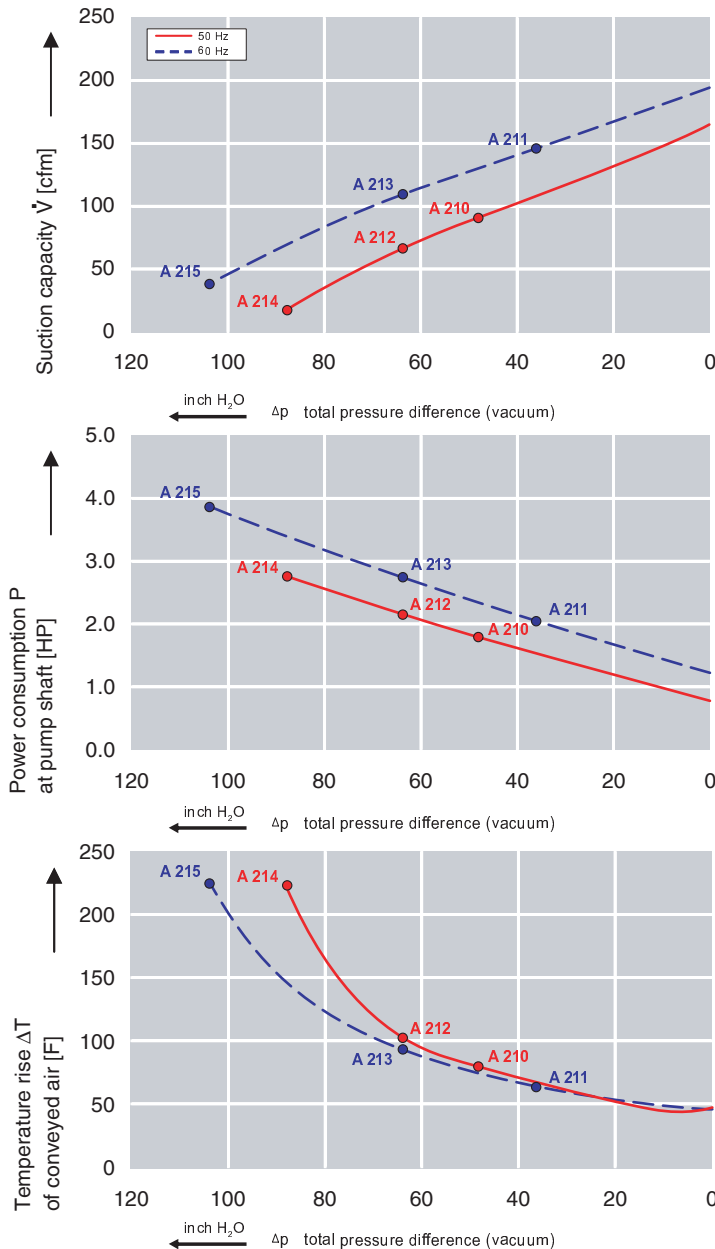
All curves are rated at 14.7 psia and 68°F ambient conditions and are reported in SCFM referenced to 68°F and 14.696 psia sea level conditions. Curve values are nominal, actual performance may vary by up to 10% of the values indicated. For inlet temperatures above approximately 80 °F or for handling gases other than air, please contact your Airtech sales representative for assistance.



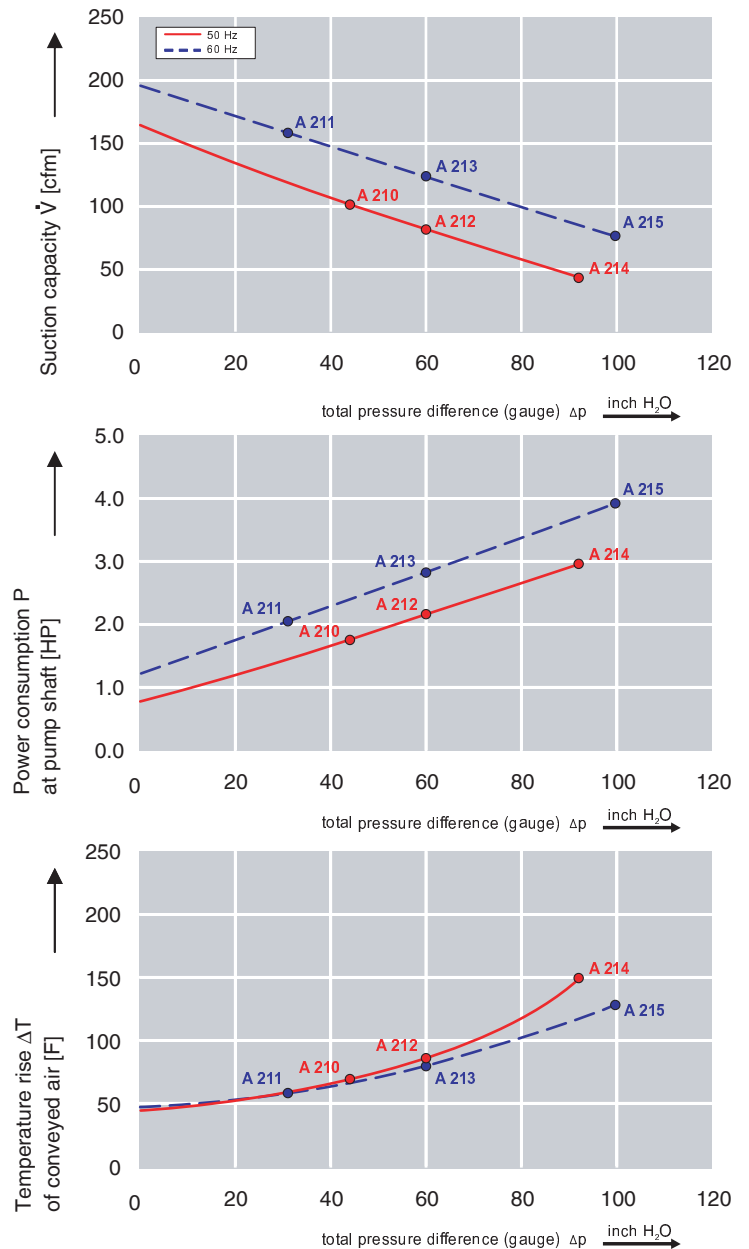
Features:

- Cooler running, outboard bearing provides maintenance-free operation
- Environmentally friendly oil-free technology
- Extremely quiet operation
- All motors are standard TEFC with Class F insulation, UL recognized, CE Compliant
Explosion-Proof motors available
- Custom construction blowers are available
- Rugged die cast aluminum construction

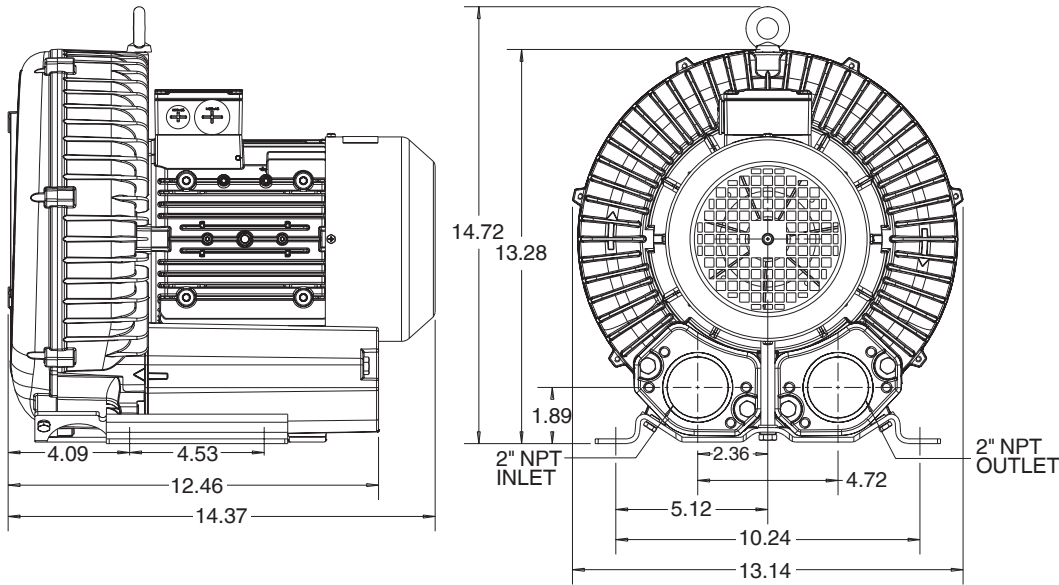
Performance curve for Vacuum pump



Performance curve for Compressor



Dimensions: (inches)



Recommended Accessories:

Relief valve:

VC61Z (Vacuum)
PC61Z (Pressure)

Filter:

ATF-200-15124/1
(Vacuum)
AFS-30-200-10
(Pressure)

Specifications subject to change without notice. Please contact factory for specification updates.


Selection & Ordering Data - Type 3BA1530

Curve No.	Order No.	Fre- quency Hz	Rated power HP	Input voltage		Input current A	Permissible total differential pressure		Sound pressure level dB(A)	Weight lbs	
				V			Vacuum inch H2O	Compressor inch H2O			
3~ 50/60 Hz IP55 insulation material class F											
A 210	3BA1530-7AT16	50	1.74	200D ... 240D	345Y ... 415Y	5.7D	3.3Y	- 48	44	65	46
A 211	3BA1530-7AT16	60	2.01	220D ... 250D	415Y ... 460Y	5.7D	3.3Y	- 36	32	71	46
A 212	3BA1530-7AT26	50	2.15	200D ... 240D	345Y ... 415Y	7.5D	4.3Y	- 64	60	65	49
A 213	3BA1530-7AT26	60	2.75	220D ... 250D	415Y ... 460Y	7.6D	4.4Y	- 64	60	71	49
A 214	3BA1530-7AT36	50	2.95	200D ... 240D	345Y ... 415Y	9.7D	5.6Y	- 88	92	65	57
A 215	3BA1530-7AT36	60	3.42	220D ... 250D	415Y ... 460Y	10.3D	6.0Y	-104	100	71	57

Suitable for 208 Volt Operation

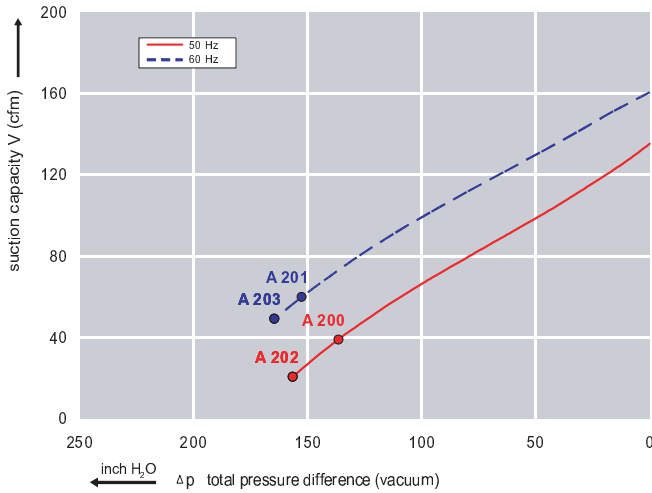
All curves are rated at 14.7 psia and 68°F ambient conditions and are reported in SCFM referenced to 68°F and 14.696 psia sea level conditions. Curve values are nominal, actual performance may vary by up to 10% of the values indicated. For inlet temperatures above approximately 80 °F or for handling gases other than air, please contact your Airtech sales representative for assistance.

Features:

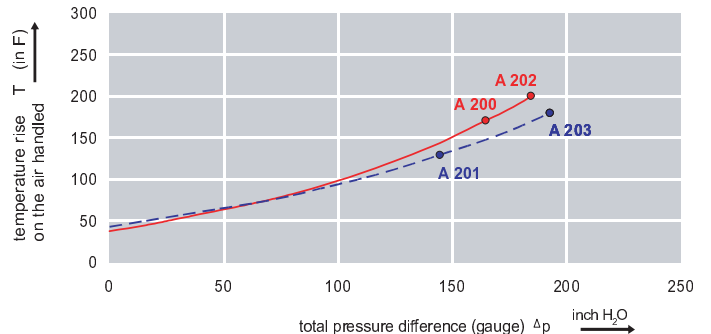
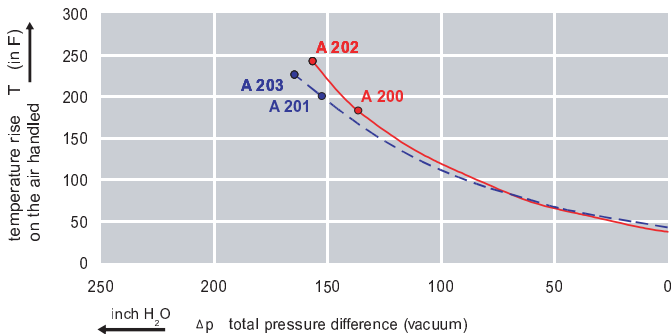
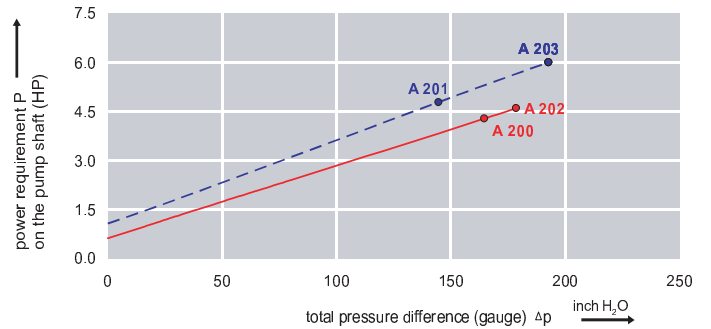
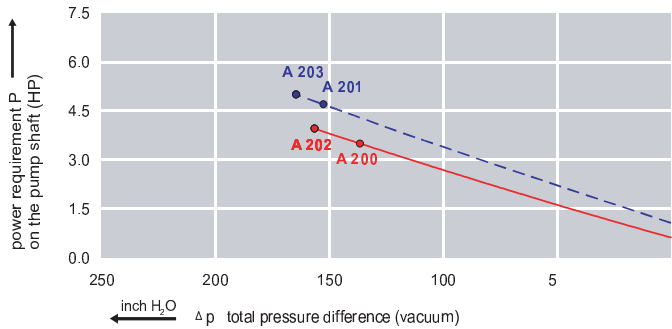
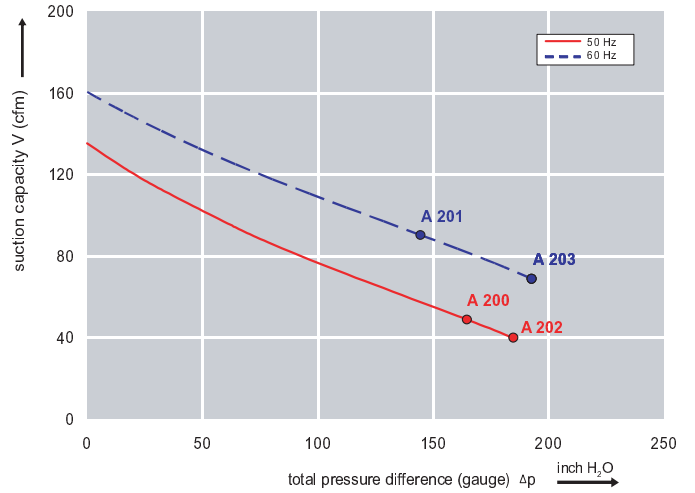


- Cooler running, outboard bearing provides maintenance-free operation
- Environmentally friendly oil-free technology
- Extremely quiet operation
- All motors are standard TEFC with Class F insulation, UL recognized, CE Compliant
Explosion-Proof motors available
- Custom construction blowers are available
- Rugged die cast aluminum construction

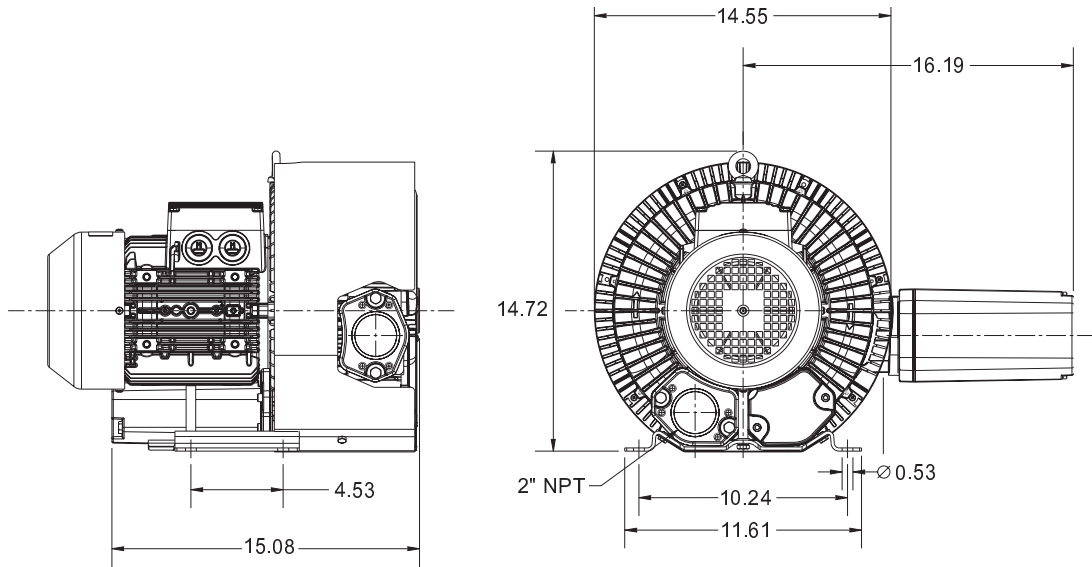
Performance curve for Vacuum pump



Performance curve for Compressor



Dimensions: (inches)



**Recommended
Accessories:**

Relief valve:
VC61Z (Vacuum)
PC61Z (Pressure)

Filter:
ATF-200-15124/1
(Vacuum)
AFS-30-200-10
(Pressure)

Specifications subject to change without notice. Please contact factory for specification updates.

Selection & Ordering Data - Type 3BA1510

Curve No.	Order No.	Fre- quency Hz	Rated power HP	Input voltage		Input current		Permissible total differential pressure		Sound pressure level dB(A)	Weight lbs
				V		A		Vacuum inch H2O	Compressor inch H2O		
3~ 50/60 Hz IP55 insulation material class F											
A 200	3BA1510-7AT46	50	4.02	200D ... 240D	345Y ... 415Y	12.5D	7.2Y	-136	165	72	86
A 201	3BA1510-7AT46	60	4.62	220D ... 250D	415Y ... 460Y	12.0D	6.5Y	-153	145	74	86
A 202	3BA1510-7AT56	50	5.36	200D ... 240D	345Y ... 415Y	17.4D	10.0Y	-157	197	72	95
A 203	3BA1510-7AT56	60	6.16	220D ... 250D	415Y ... 460Y	15.2D	8.5Y	-165	193	74	95

Suitable for 208 Volt Operation

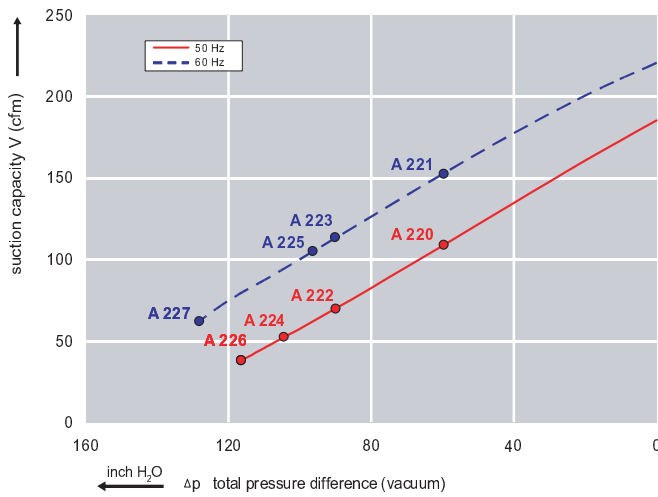
All curves are rated at 14.7 psia and 68°F ambient conditions and are reported in SCFM referenced to 68°F and 14.696 psia sea level conditions. Curve values are nominal, actual performance may vary by up to 10% of the values indicated. For inlet temperatures above approximately 80 °F or for handling gases other than air, please contact your Airtech sales representative for assistance.



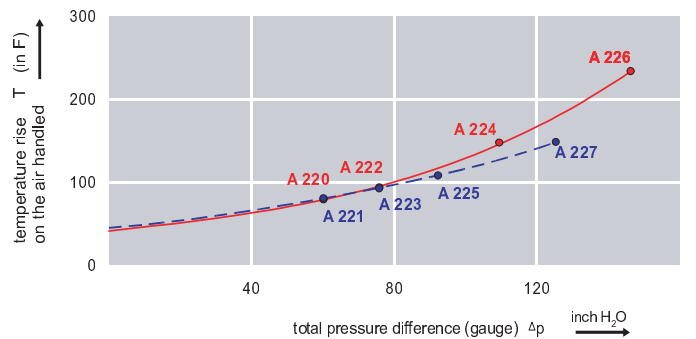
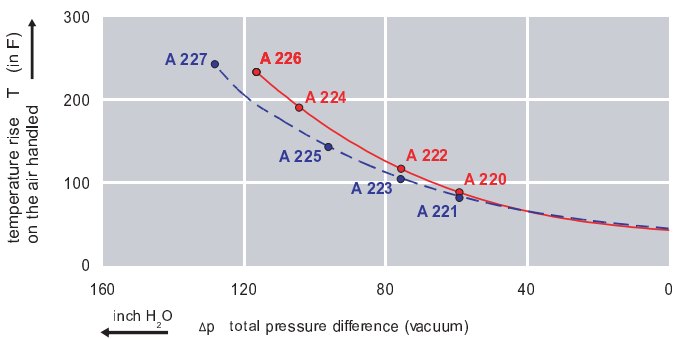
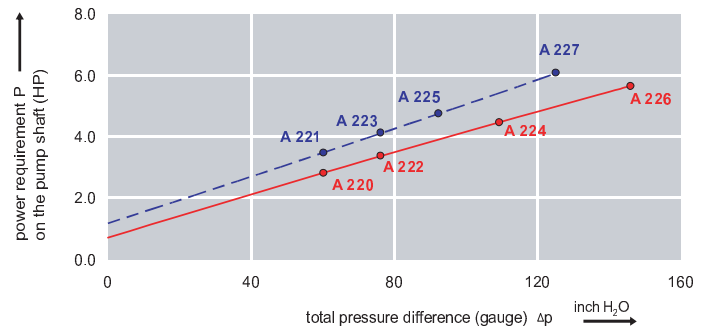
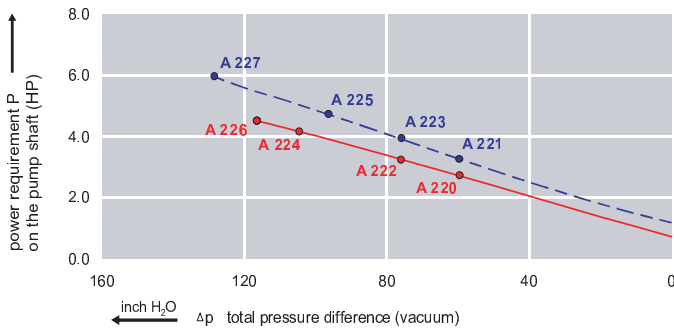
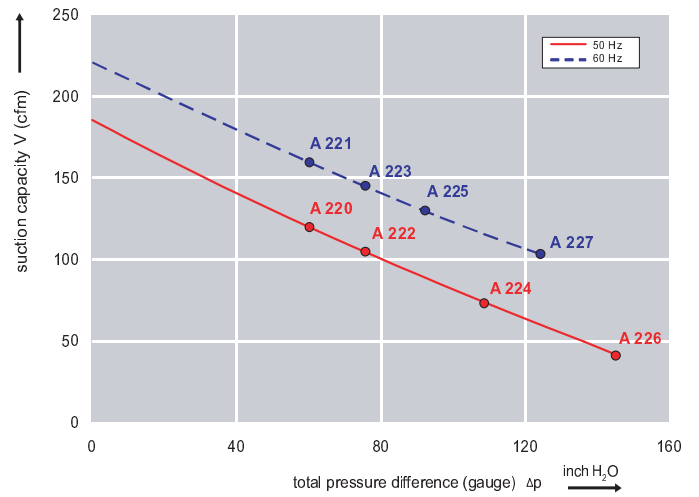
Features:

- Cooler running, outboard bearing provides maintenance-free operation
- Environmentally friendly oil-free technology
- Extremely quiet operation
- All motors are standard TEFC with Class F insulation, UL recognized, CE Compliant
Explosion-Proof motors available
- Custom construction blowers are available
- Rugged die cast aluminum construction

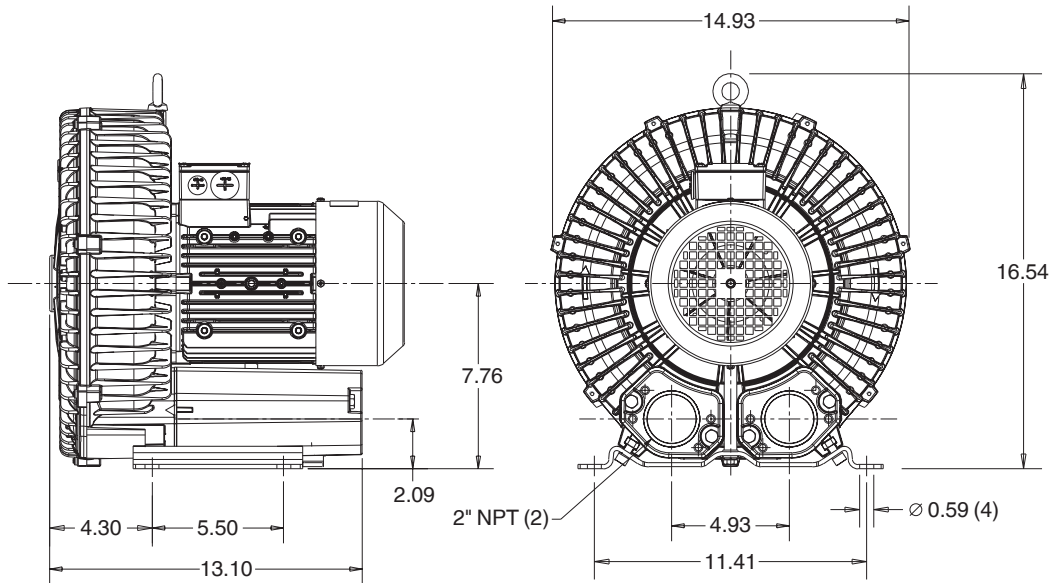
Performance curve for Vacuum pump



Performance curve for Compressor



Dimensions: (inches)



Recommended Accessories:

Relief valve:

VC61Z (Vacuum)
PC61Z (Pressure)

Filter:

ATF-200-15124/1
(Vacuum)
AFS-30-200-10
(Pressure)

Specifications subject to change without notice. Please contact factory for specification updates.

Selection & Ordering Data - Type 3BA1600

Curve No.	Order No.	Fre- quency Hz	Rated power HP	Input voltage		Input current		Permissible total differential pressure		Sound pressure level dB(A)	Weig lbs
				V		A		Vacuum inch H2O	Compressor inch H2O		
3~ 50/60 Hz IP55 insulation material class F											
A 220	3BA1600-7AT06	50	2.15	200D ... 240D	345Y ... 415Y	8.5D	4.9Y	-64	60	69	57
A 221	3BA1600-7AT06	60	2.7	220D ... 250D	415Y ... 460Y	7.5D	4.4Y	-64	60	72	57
A 222	3BA1600-7AT16	50	2.95	200D ... 240D	345Y ... 415Y	9.7D	5.6Y	-85	70	70	64
A 223	3BA1600-7AT16	60	3.42	220D ... 250D	415Y ... 460Y	10.3D	6.0Y	-85	76	73	64
A 224	3BA1600-7AT26	50	4.02	200D ... 240D	345Y ... 415Y	12.5D	7.2Y	-104	108	70	75
A 225	3BA1600-7AT26	60	4.62	220D ... 250D	415Y ... 460Y	12.6D	7.3Y	-96	92	73	75
A 226	3BA1600-7AT36	50	5.36	200D ... 240D	345Y ... 415Y	17.3D	10.0Y	-116	145	70	93
A 227	3BA1600-7AT36	60	6.16	220D ... 250D	415Y ... 460Y	18.0D	10.4Y	-128	124	73	93

Suitable for 208 Volt Operation

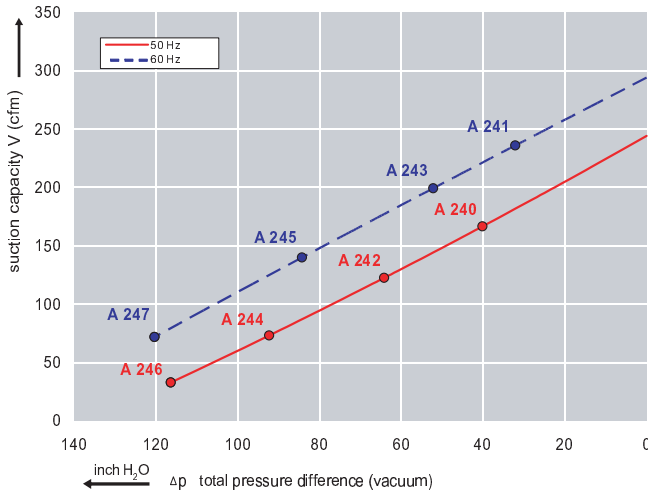
All curves are rated at 14.7 psia and 68°F ambient conditions and are reported in SCFM referenced to 68° F and 14.696 psia sea level conditions. Curve values are nominal, actual performance may vary by up to 10% of the values indicated. For inlet temperatures above approximately 80° F or for handling gases other than air, please contact your Airtech sales representative for assistance. Fixed voltage motor tolerances are +/-10% and voltage range motors are +/-5%. Single phase motors are +/-5% tolerance.

Features:

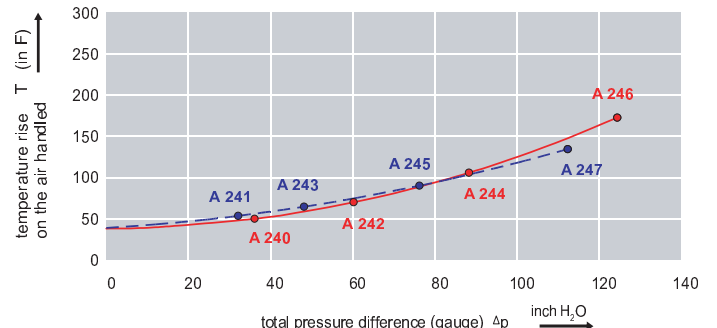
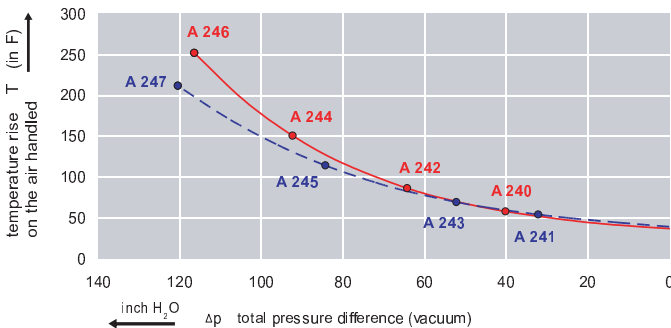
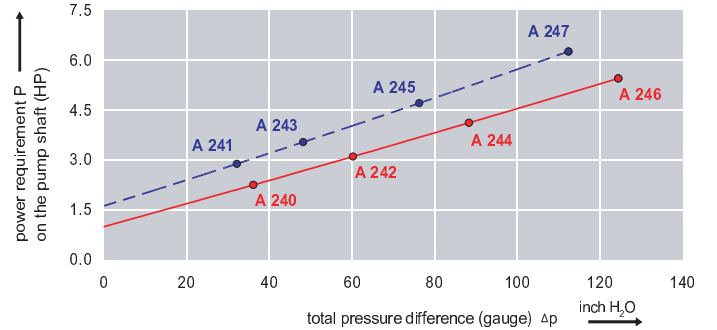
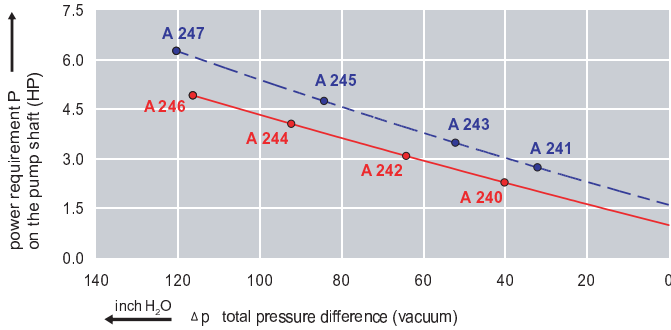
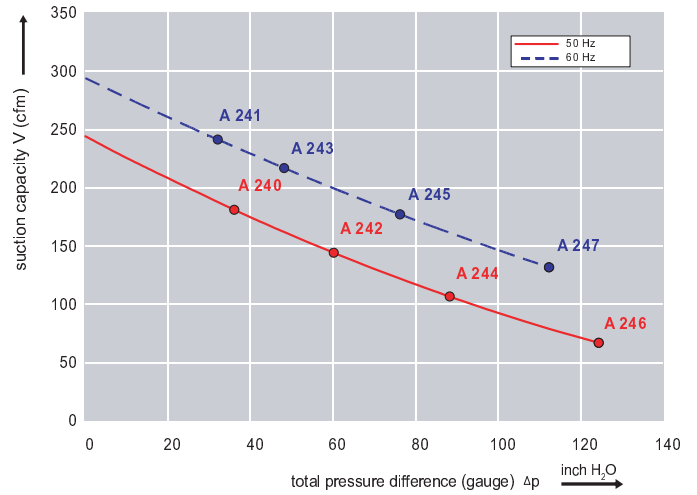


- Cooler running, outboard bearing provides maintenance-free operation
- Environmentally friendly oil-free technology
- Extremely quiet operation
- All motors are standard TEFC with Class F insulation, UL recognized, CE Compliant
Explosion-Proof motors available
- Custom construction blowers are available
- Rugged die cast aluminum construction

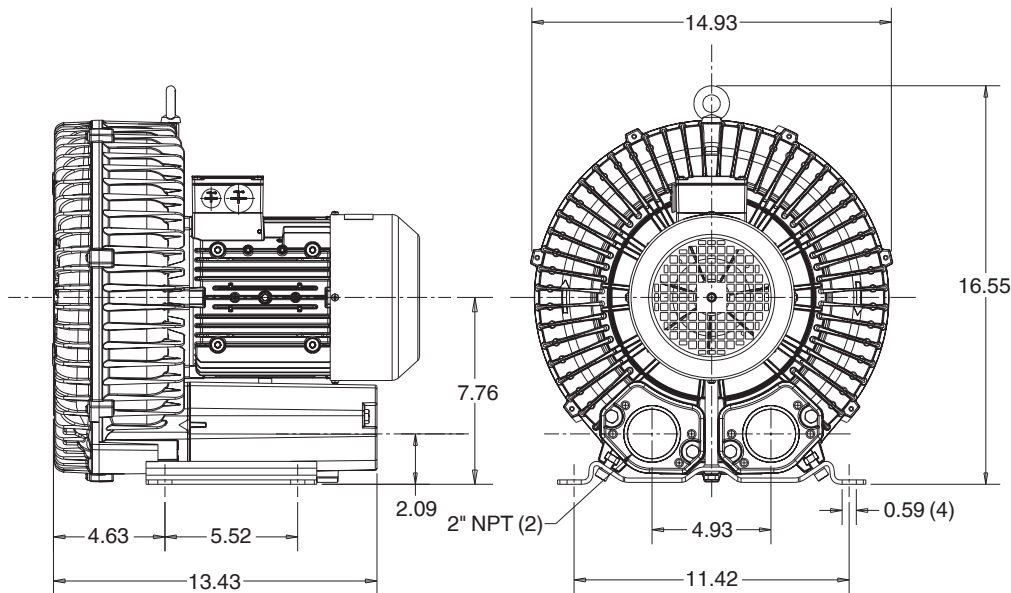
Performance curve for Vacuum pump



Performance curve for Compressor



Dimensions: (inches)



Recommended Accessories:

Relief valve:

VC61Z (Vacuum)
PC61Z (Pressure)

Filter:

ATF-200-15124/1
(Vacuum)
AFS-30-200-10
(Pressure)

Specifications subject to change without notice. Please contact factory for specification updates.

Selection & Ordering Data - Type 3BA1630

Curve No.	Order No.	Fre- quency Hz	Rated power HP	Input voltage		Input current		Permissible total differential pressure		Sound pressure level dB(A)	Weight lbs
				V		A		Vacuum inch H2O	Compressor inch H2O		
3~ 50/60 Hz IP55 insulation material class F											
A 240	3BA1630-7AT06	50	2.14	200D ... 240D	345Y ... 415Y	8.5D	4.9Y	-40	36	70	59
A 241	3BA1630-7AT06	60	2.75	220D ... 250D	415Y ... 460Y	7.5D	4.4Y	-32	32	73	59
A 242	3BA1630-7AT16	50	2.95	200D ... 240D	345Y ... 415Y	9.7D	5.6Y	-64	60	70	66
A 243	3BA1630-7AT16	60	3.42	220D ... 250D	415Y ... 460Y	9.0D	5.3Y	-52	48	73	66
A 244	3BA1630-7AT26	50	4.02	200D ... 240D	345Y ... 415Y	12.5D	7.2Y	-92	88	70	77
A 245	3BA1630-7AT26	60	4.62	220D ... 250D	415Y ... 460Y	12.6D	7.3Y	-84	76	73	77
A 246	3BA1630-7AT36	50	5.36	200D ... 240D	345Y ... 415Y	15.6D	9.0Y	-116	124	70	95
A 247	3BA1630-7AT36	60	6.17	220D ... 250D	415Y ... 460Y	16.5D	9.8Y	-120	112	73	95

Suitable for 208 Volt Operation

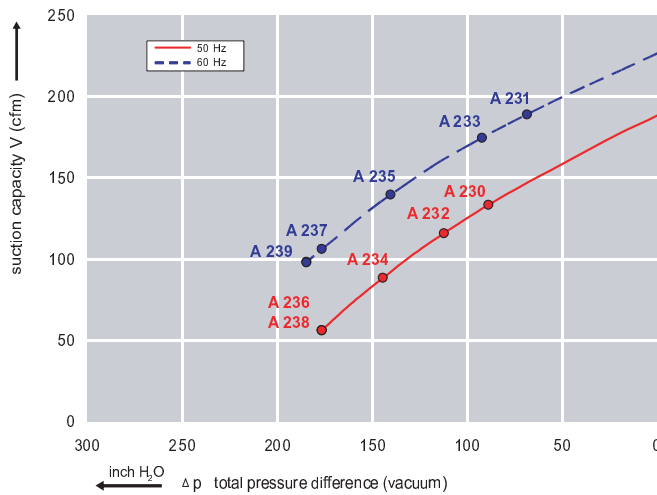
All curves are rated at 14.7 psia and 68°F ambient conditions and are reported in SCFM referenced to 68°F and 14.696 psia sea level conditions. Curve values are nominal, actual performance may vary by up to 10% of the values indicated. For inlet temperatures above approximately 80 °F or for handling gases other than air, please contact your Airtech sales representative for assistance.

Features:

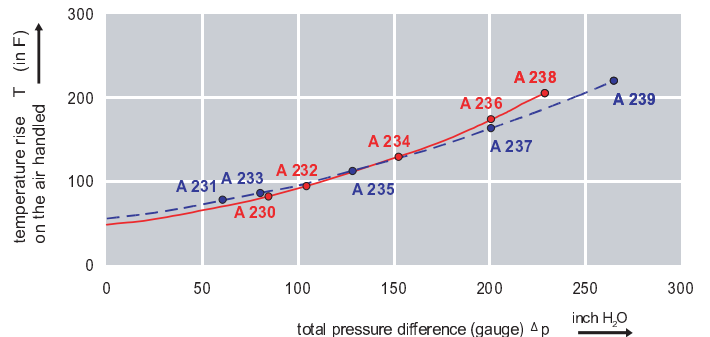
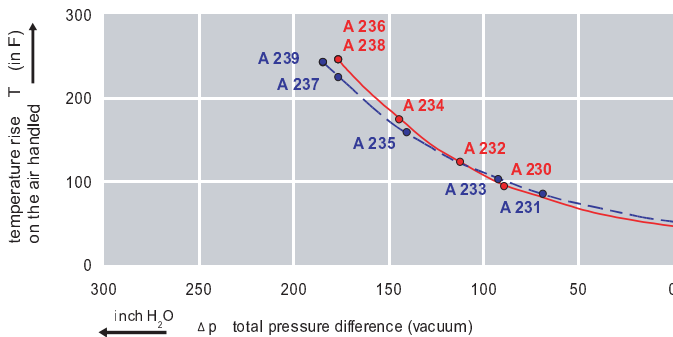
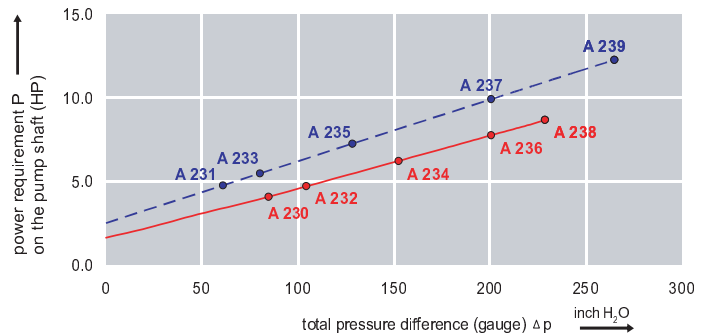
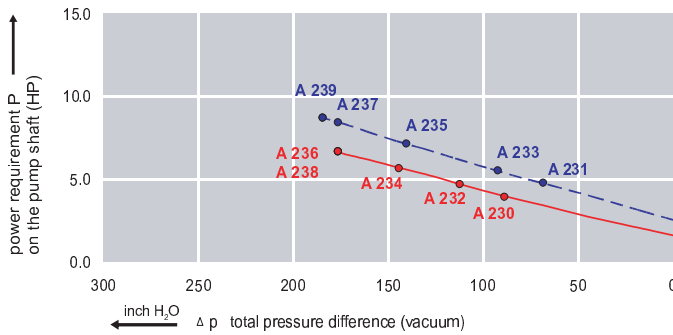
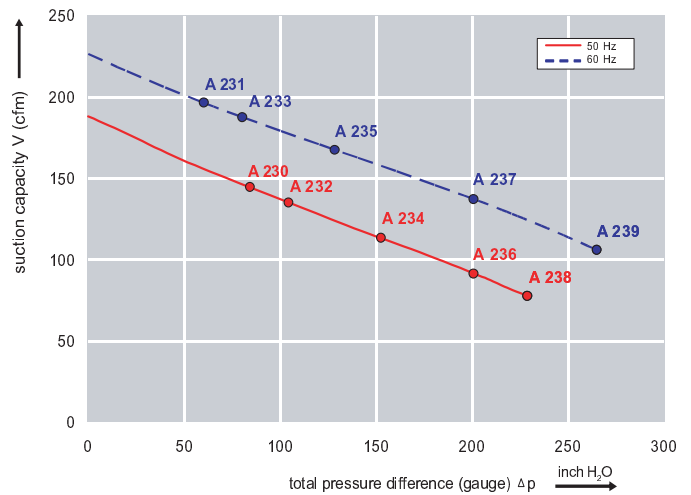


- Cooler running, outboard bearing provides maintenance-free operation
- Environmentally friendly oil-free technology
- Extremely quiet operation
- All motors are standard TEFC with Class F insulation, UL recognized, CE Compliant
Explosion-Proof motors available
- Custom construction blowers are available
- Rugged die cast aluminum construction

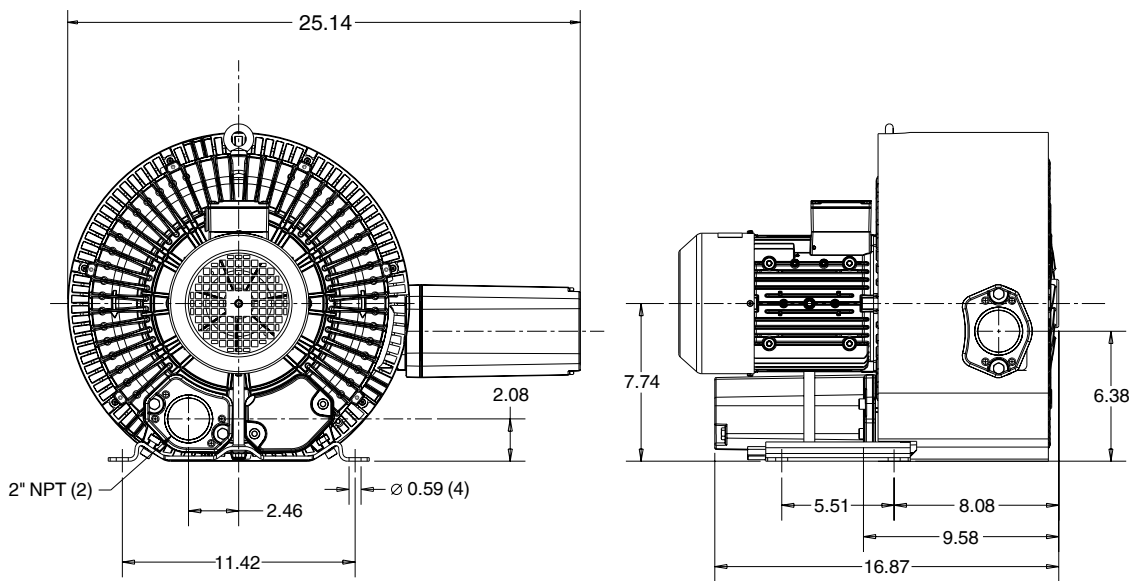
Performance curve for Vacuum pump



Performance curve for Compressor



Dimensions: (inches)



Recommended Accessories:

Relief valve:

VC61Z (Vacuum)
PC61Z (Pressure)

Filter:

ATF-200-15124/1
(Vacuum)
AFS-30-200-10
(Pressure)

Specifications subject to change without notice. Please contact factory for specification updates.

Selection & Ordering Data - Type 3BA1610

Curve No.	Order No.	Fre- quency Hz	Rated power HP	Input voltage		Input current A	Permissible total differential pressure		Sound pressure level dB(A)	Weight lbs	
				V			Vacuum inch H2O	Compressor inch H2O			
3~ 50/60 Hz IP55 insulation material class F											
A 230	3BA1610-7AT16	50	2.95	200D ... 240D	345Y ... 415Y	9.7D	5.6Y	-88	84	73	93
A 231	3BA1610-7AT16	60	3.42	220D ... 250D	415Y ... 460Y	9.0D	5.3Y	-68	60	76	93
A 232	3BA1610-7AT26	50	4.02	200D ... 240D	345Y ... 415Y	12.5D	7.2Y	-112	104	73	104
A 233	3BA1610-7AT26	60	4.62	220D ... 250D	415Y ... 460Y	12.0D	6.5Y	-92	80	76	104
A 234	3BA1610-7AT36	50	5.36	200D ... 240D	345Y ... 415Y	13.0D	7.5Y	-145	153	73	117
A 235	3BA1610-7AT36	60	6.43	220D ... 250D	415Y ... 460Y	16.5D	9.8Y	-141	128	76	117
A 236	3BA1610-7AT46	50	7.37	200D ... 240D	345Y ... 415Y	23.0D	13.3Y	-177	201	73	154
A 237	3BA1610-7AT46	60	8.44	220D ... 250D	415Y ... 460Y	20.0D	11.2Y	-177	201	76	154
A 238	3BA1610-7AT56	50	10.05	200D ... 240D	345Y ... 415Y	29.0D	16.7Y	-177	229	73	170
A 239	3BA1610-7AT56	60	11.52	220D ... 250D	415Y ... 460Y	27.5D	15.0Y	-185	265	76	170

Suitable for 208 Volt Operation

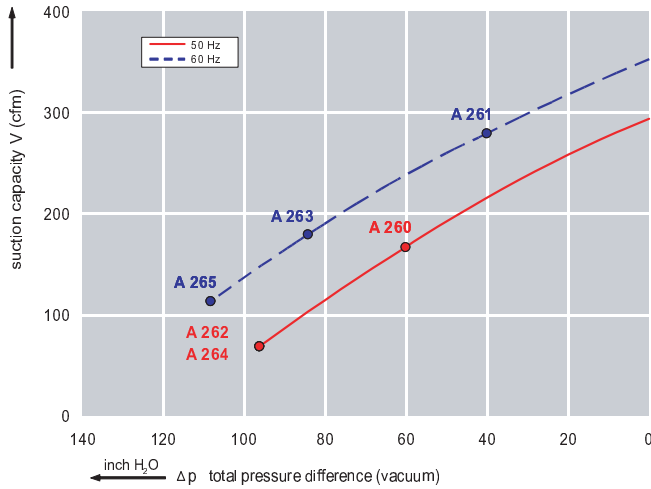
All curves are rated at 14.7 psia and 68°F ambient conditions and are reported in SCFM referenced to 68°F and 14.696 psia sea level conditions. Curve values are nominal, actual performance may vary by up to 10% of the values indicated. For inlet temperatures above approximately 80 °F or for handling gases other than air, please contact your Airtech sales representative for assistance.

Features:

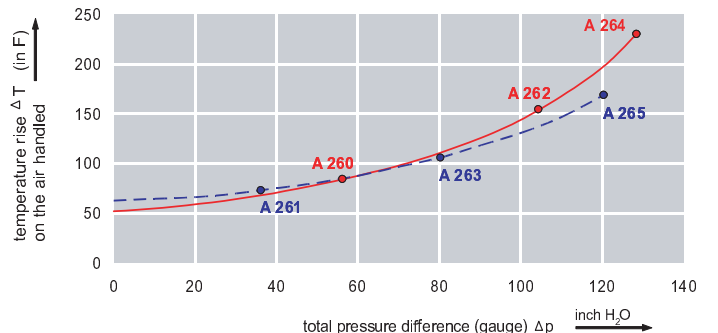
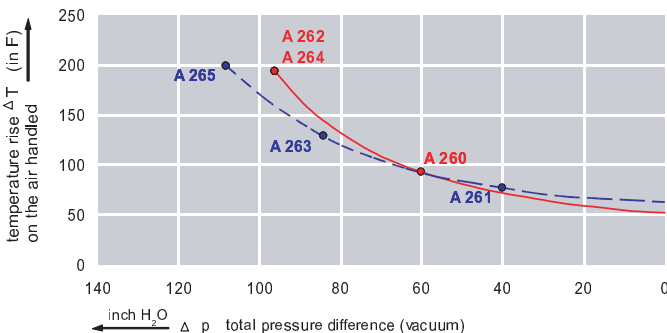
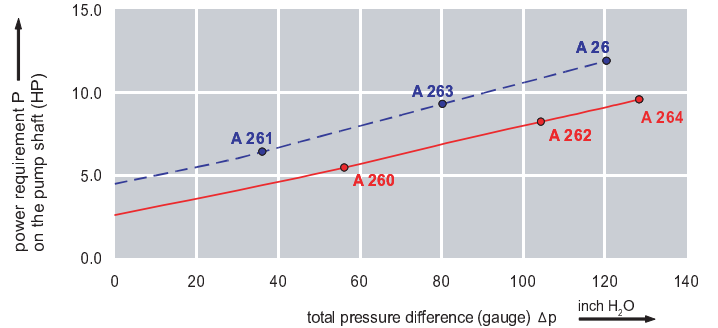
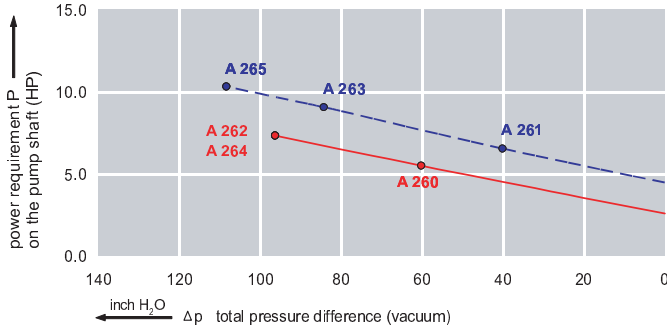
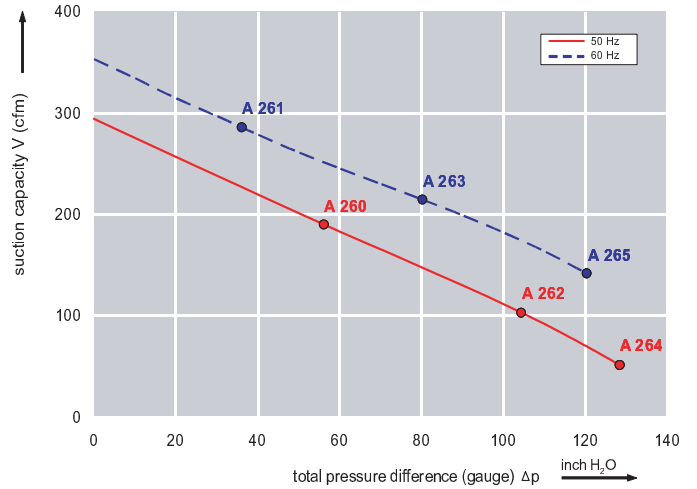


- Cooler running, outboard bearing provides maintenance-free operation
- Environmentally friendly oil-free technology
- Extremely quiet operation
- All motors are standard TEFC with Class F insulation, UL recognized, CE Compliant
Explosion-Proof motors available
- Custom construction blowers are available
- Rugged die cast aluminum construction

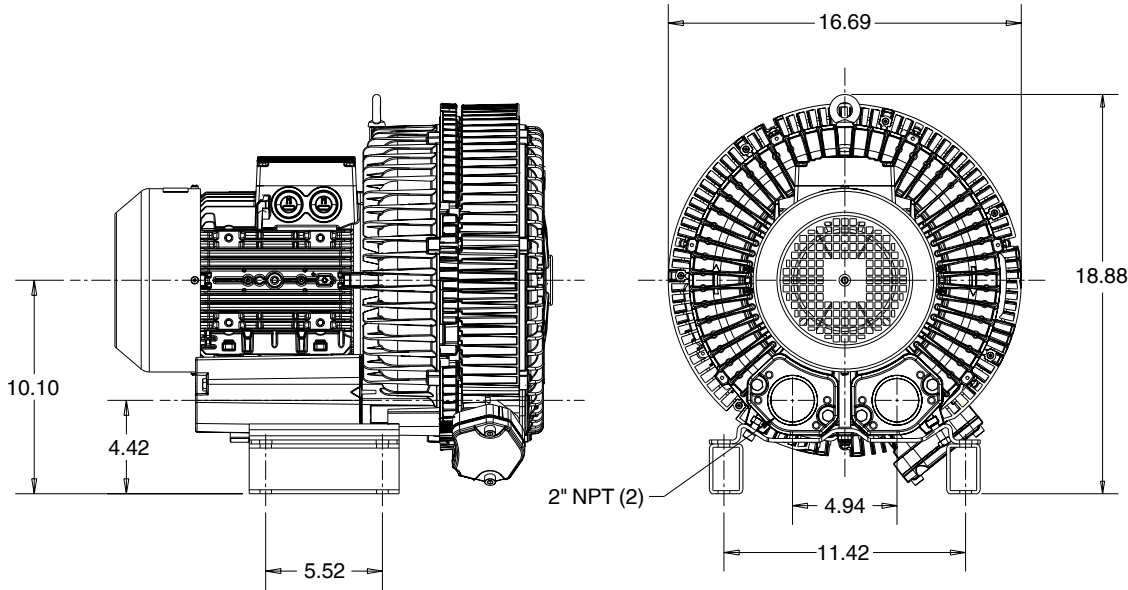
Performance curve for Vacuum pump



Performance curve for Compressor



Dimensions: (inches)



Recommended Accessories:

Relief valve:

VC61Z (Vacuum)
PC61Z (Pressure)

Filter:

ATF-200-15124/1
(Vacuum)
AFS-30-200-10
(Pressure)

Specifications subject to change without notice. Please contact factory for specification updates.

Selection & Ordering Data - Type 3BA1640

Curve No.	Order No.	Fre- quency Hz	Rated power HP	Input voltage		Input current		Permissible total differential pressure		Sound pressure level dB(A)	Weight lbs
				V		A		Vacuum inch H2O	Compressor inch H2O		
3~ 50/60 Hz IP55 insulation material class F											
A 260	3BA1640-7AT36	50	5.36	200D ... 240D	345Y ... 415Y	13.0D	7.5Y	-60	56	74	117
A 261	3BA1640-7AT36	60	6.16	220D ... 250D	415Y ... 460Y	15.2D	8.5Y	-40	36	78	117
A 262	3BA1640-7AT46	50	7.37	200D ... 240D	345Y ... 415Y	23.0D	13.3Y	-96	104	74	161
A 263	3BA1640-7AT46	60	8.44	220D ... 250D	415Y ... 460Y	20.0D	11.2Y	-84	80	78	161
A 264	3BA1640-7AT56	50	10.05	200D ... 240D	345Y ... 415Y	29.0D	16.7Y	-96	128	74	189
A 265	3BA1640-7AT56	60	11.52	220D ... 250D	415Y ... 460Y	27.5D	15.0Y	-108	120	78	189

Suitable for 208 Volt Operation

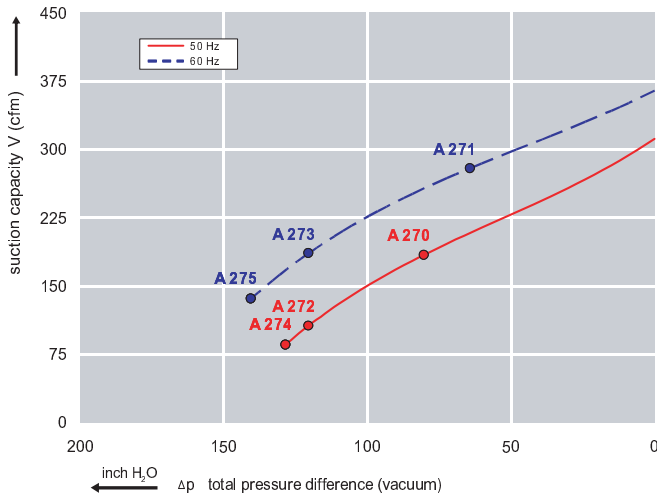
All curves are rated at 14.7 psia and 68°F ambient conditions and are reported in SCFM referenced to 68°F and 14.696 psia sea level conditions. Curve values are nominal, actual performance may vary by up to 10% of the values indicated. For inlet temperatures above approximately 80 °F or for handling gases other than air, please contact your Airtech sales representative for assistance.



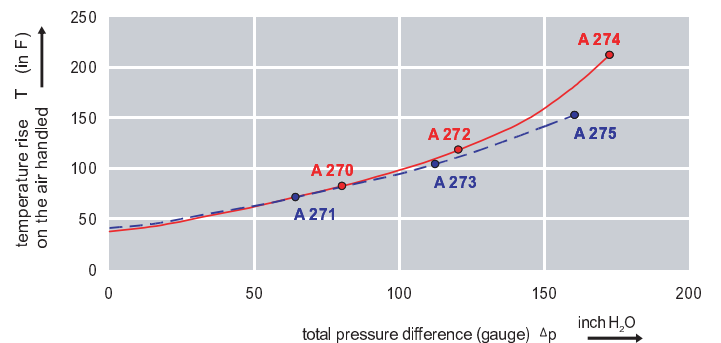
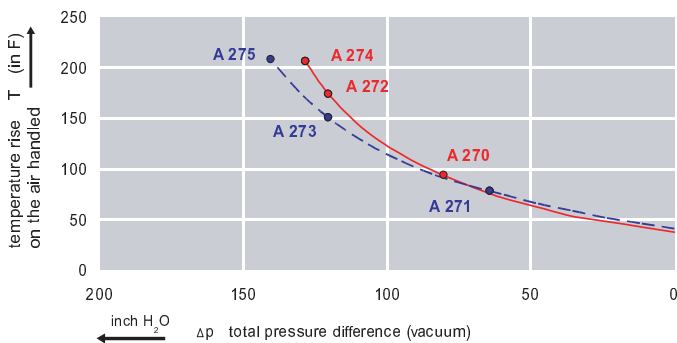
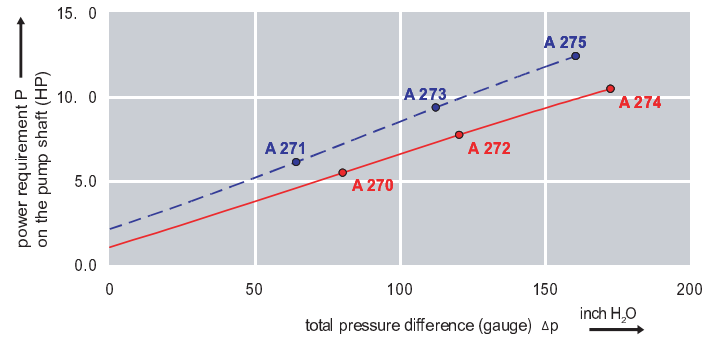
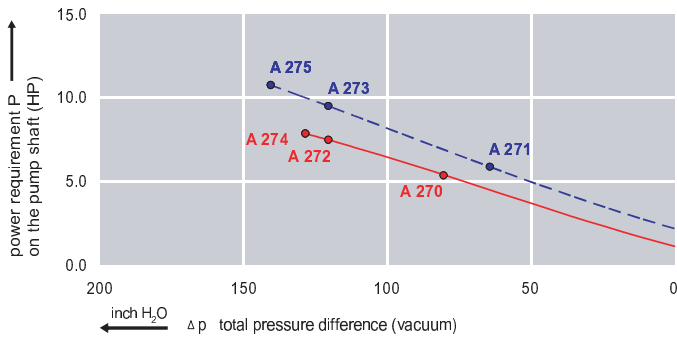
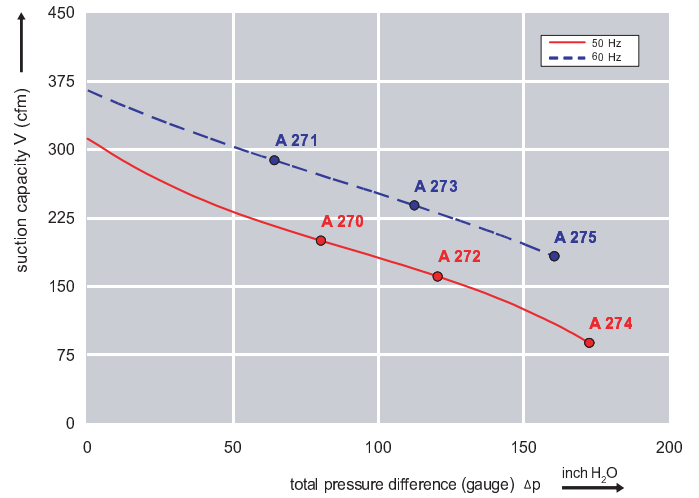
Features:

- Cooler running, outboard bearing provides maintenance-free operation
- Environmentally friendly oil-free technology
- Extremely quiet operation
- All motors are standard TEFC with Class F insulation, UL recognized, CE Compliant
Explosion-Proof motors available
- Custom construction blowers are available
- Rugged die cast aluminum construction

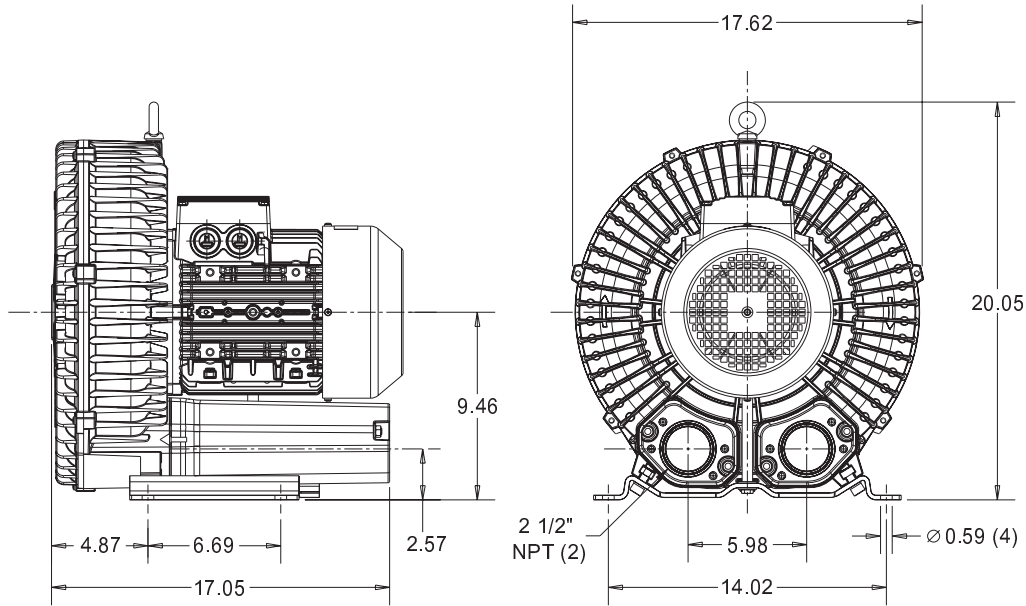
Performance curve for Vacuum pump



Performance curve for Compressor



Dimensions: (inches)



Recommended Accessories:

Relief valve:

VC88Z or VC81Z
(Vacuum)

PC88Z or PC81Z
(Pressure)

Filter:

ATF-250-15124/1
(Vacuum)

AFS-230-250-10
(Pressure)

Specifications subject to change without notice. Please contact factory for specification updates.

Selection & Ordering Data - Type 3BA1800

Curve No.	Order No.	Fre- quency Hz	Rated power HP	Input Voltage V	Input Current A	Permissible total differential pressure		Sound pressure level	lbs		
						Vacuum inch H2O	Compressor inch H2O				
3~ 50/60 Hz IP55 insulation material class F											
A 270	3BA1800-7AT06	50	5.36	200D ... 240D	345Y ... 415Y	15.6D	9.0Y	-80	80	70	128
A 271	3BA1800-7AT06	60	6.16	220D ... 250D	415Y ... 460Y	15.2D	8.5Y	-64	64	74	128
A 272	3BA1800-7AT16	50	7.37	200D ... 240D	345Y ... 415Y	23.0D	13.3Y	-120	120	70	143
A 273	3BA1800-7AT16	60	8.44	220D ... 250D	415Y ... 460Y	20.0D	11.2Y	-120	112	74	143
A 274	3BA1800-7AT26	50	10.05	200D ... 240D	345Y ... 415Y	29.0D	16.7Y	-128	173	70	150
A 275	3BA1800-7AT26	60	11.52	220D ... 250D	415Y ... 460Y	27.5D	15.0Y	-141	161	74	150

Suitable for 208 Volt Operation

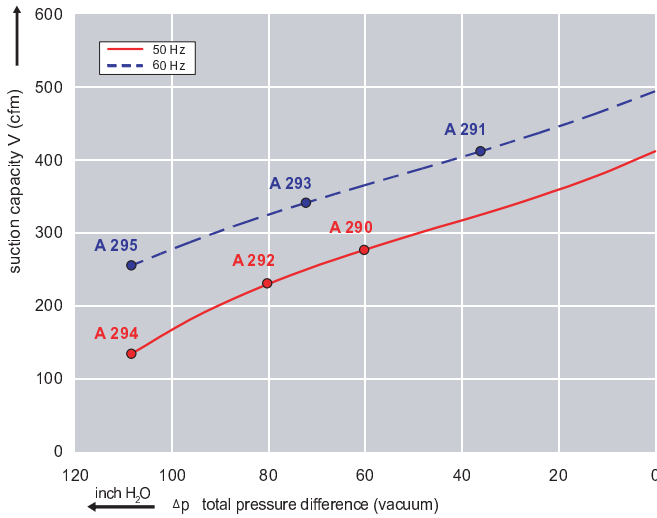
All curves are rated at 14.7 psia and 68°F ambient conditions and are reported in SCFM referenced to 68°F and 14.696 psia sea level conditions. Curve values are nominal, actual performance may vary by up to 10% of the values indicated. For inlet temperatures above approximately 80 °F or for handling gases other than air, please contact your Airtech sales representative for assistance.



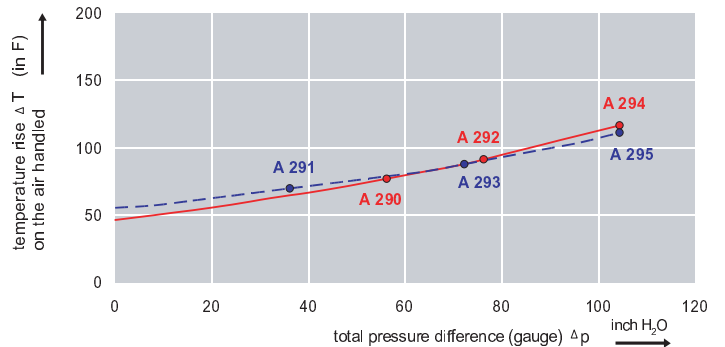
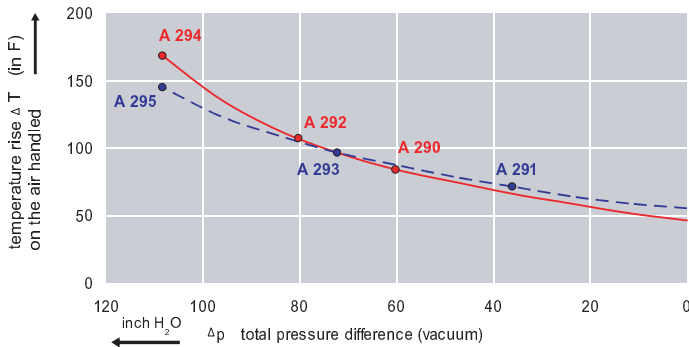
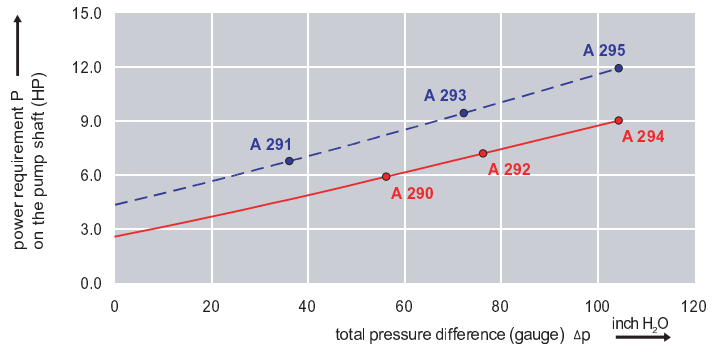
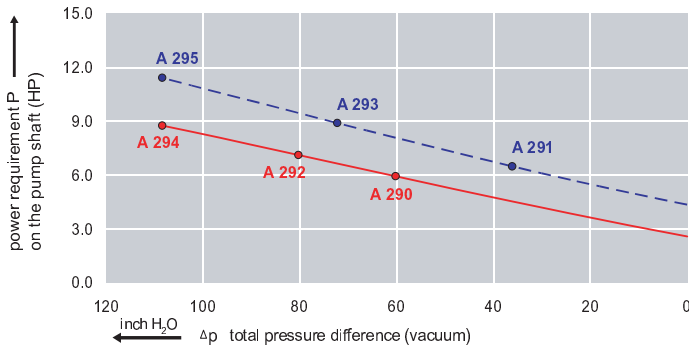
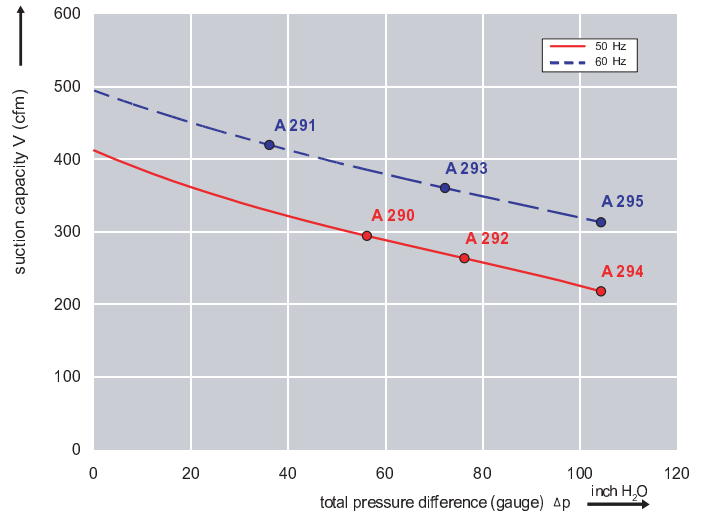
Features:

- Cooler running, outboard bearing provides maintenance-free operation
- Environmentally friendly oil-free technology
- Extremely quiet operation
- All motors are standard TEFC with Class F insulation, UL recognized, CE Compliant
Explosion-Proof motors available
- Custom construction blowers are available
- Rugged die cast aluminum construction

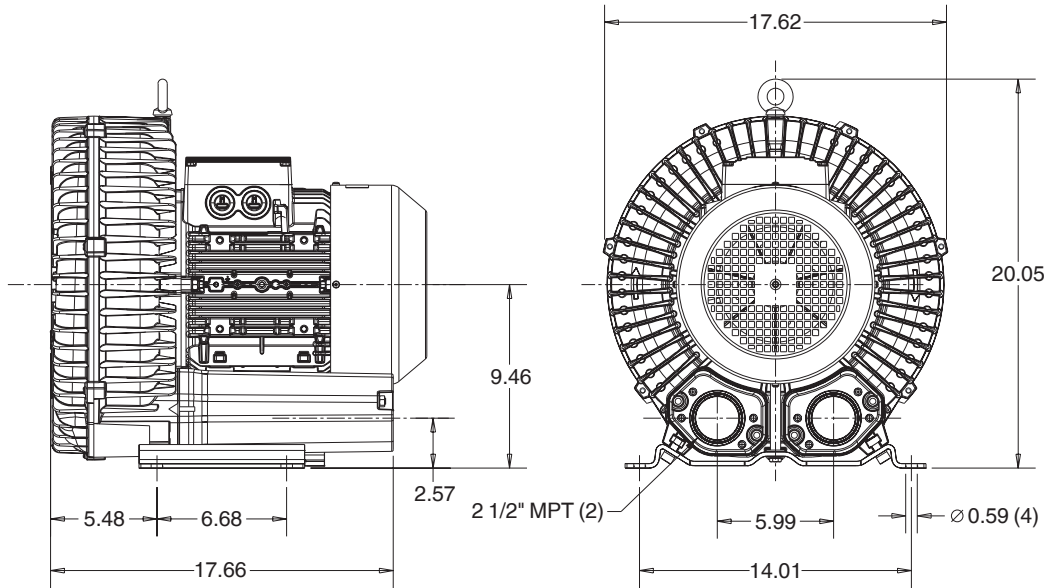
Performance curve for Vacuum pump



Performance curve for Compressor



Dimensions: (inches)



Recommended Accessories:

Relief valve:

VC91Z
(Vacuum)

PC91Z
(Pressure)

Filter:

ATF-300-21138
(Vacuum)

AFS-230-300-10
(Pressure)

Specifications subject to change without notice. Please contact factory for specification updates.


Selection & Ordering Data - Type 3BA1830

Curve No.	Order No.	Fre- quency Hz	Rated power HP	Input voltage		Input current A	Permissible total differential pressure		Sound pressure level dB(A)	Weight lbs	
				V			Vacuum inch H2O	Compressor inch H2O			
3~ 50/60 Hz IP55 insulation material class F											
A 290	3BA1830-7AT06	50	5.36	200D ... 240D	345Y ... 415Y	15.6D	9.0Y	-60	56	70	139
A 291	3BA1830-7AT06	60	6.16	220D ... 250D	415Y ... 460Y	15.2D	8.5Y	-36	36	74	139
A 292	3BA1830-7AT16	50	7.37	200D ... 240D	345Y ... 415Y	23.0D	13.3Y	-80	76	70	154
A 293	3BA1830-7AT16	60	8.44	220D ... 250D	415Y ... 460Y	20.0D	11.2Y	-72	72	74	154
A 294	3BA1830-7AT26	50	10.05	200D ... 240D	345Y ... 415Y	29.0D	16.7Y	-108	104	70	160
A 295	3BA1830-7AT26	60	11.52	220D ... 250D	415Y ... 460Y	27.5D	15.0Y	-108	104	74	160
3~ 50/60 Hz IP55 insulation material class F											
A 290	3BA1830-7AT05	50	5.36	500D		7.5D		-60	56	70	139
A 291	3BA1830-7AT05	60	6.17	575D		7.6D		-36	36	74	139
A 292	3BA1830-7AT15	50	7.37	500D		10.5D		-80	76	70	154
A 293	3BA1830-7AT15	60	8.45	575D		10.4D		-72	72	74	154
A 294	3BA1830-7AT25	50	10.05	500D		13.0D		-108	104	70	160
A 295	3BA1830-7AT25	60	11.53	575D		13.6D		-108	104	74	160

Suitable for 208 Volt Operation

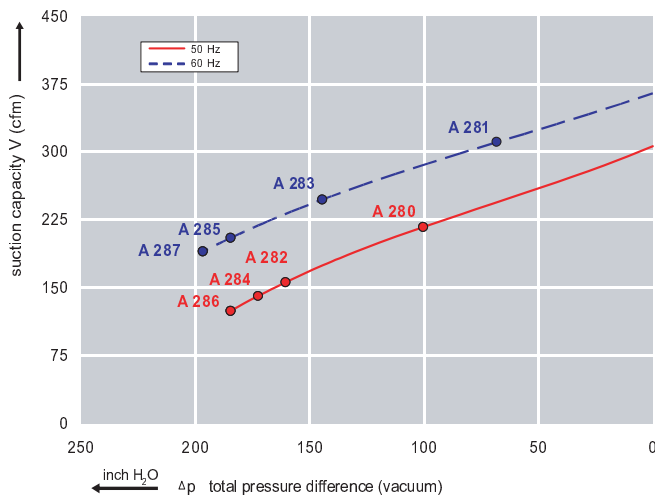
All curves are rated at 14.7 psia and 68°F ambient conditions and are reported in SCFM referenced to 68°F and 14.696 psia sea level conditions. Curve values are nominal, actual performance may vary by up to 10% of the values indicated. For inlet temperatures above approximately 80 °F or for handling gases other than air, please contact your Airtech sales representative for assistance.

Features:

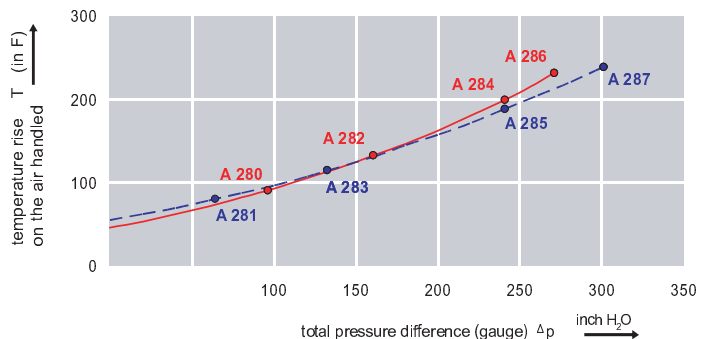
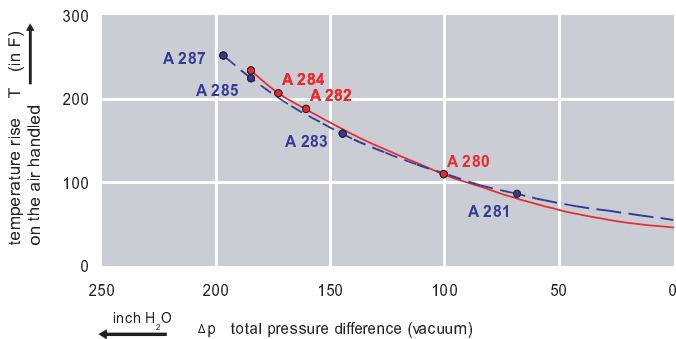
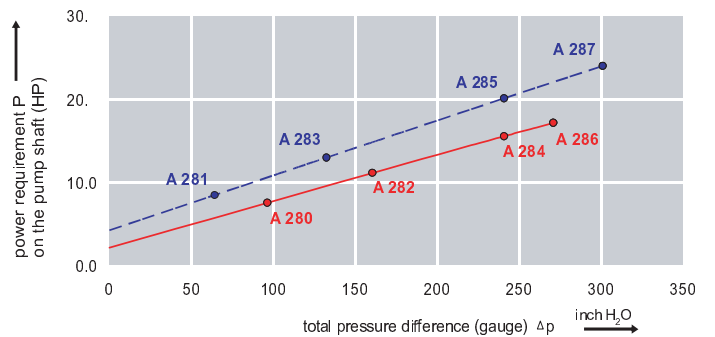
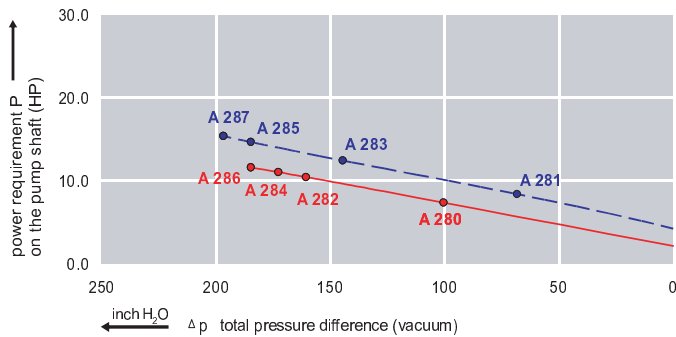
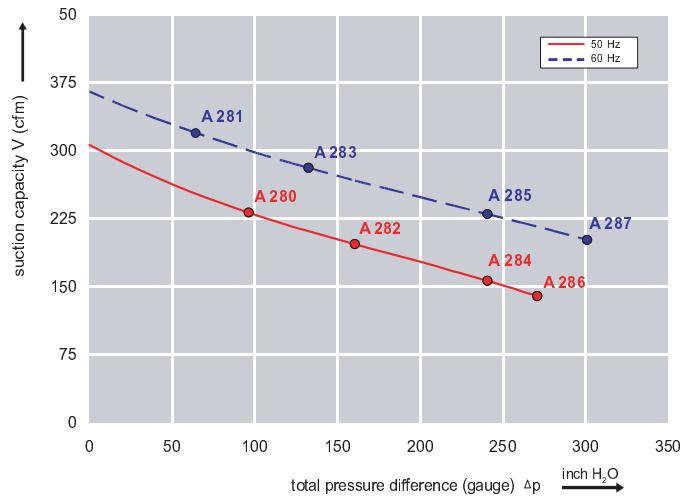


- Cooler running, outboard bearing provides maintenance-free operation
- Environmentally friendly oil-free technology
- Extremely quiet operation
- All motors are standard TEFC with Class F insulation, UL recognized, CE Compliant
Explosion-Proof motors available
- Custom construction blowers are available
- Rugged die cast aluminum construction

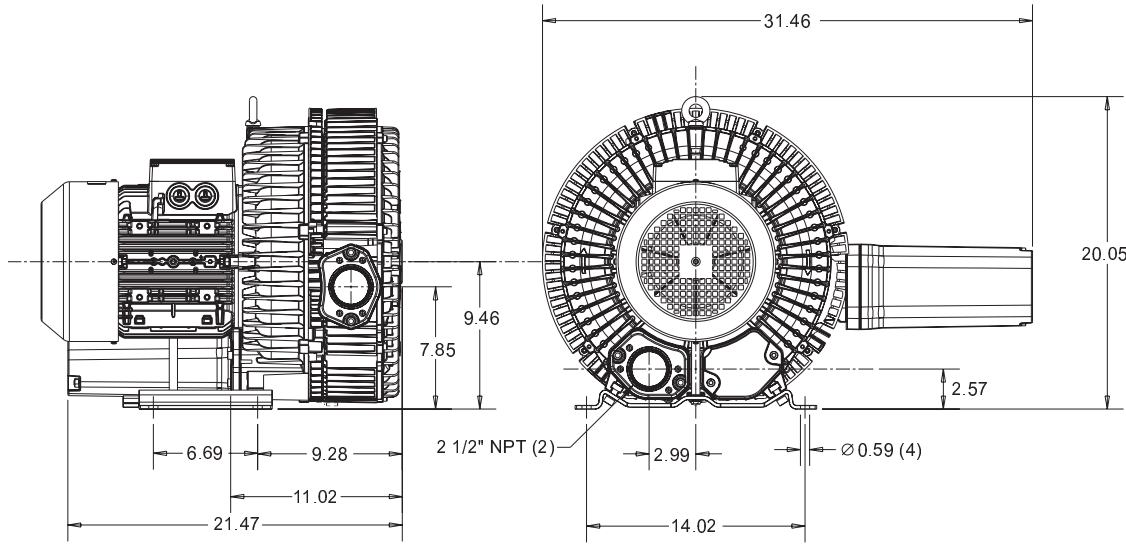
Performance curve for Vacuum pump



Performance curve for Compressor



Dimensions: (inches)



**Recommended
Accessories:**

Relief valve:

VC88Z or VC81Z
(Vacuum)

PC88Z or PC81Z
(Pressure)

Filter:

ATF-250-15124/1
(Vacuum)

AFS-230-250-10
(Pressure)

Specifications subject to change without notice. Please contact factory for specification updates.

Selection & Ordering Data - Type 3BA1810

Curve No.	Order No.	Fre- quency Hz	Rated power HP	Input voltage		Input current A	Permissible total differential pressure		Sound pressure level dB(A)	Weight lbs	
				V			Vacuum inch H2O	Compressor inch H2O			
3~ 50/60 Hz IP55 insulation material class F1)											
A 280	3BA1810-7AT16	50	7.37	200D ... 240D	345Y ... 415Y	23.0D	13.3Y	-100	96	74	250
A 281	3BA1810-7AT16	60	8.44	220D ... 250D	415Y ... 460Y	20.0D	11.2Y	-68	64	78	250
A 282	3BA1810-7AT26	50	10.05	200D ... 240D	345Y ... 415Y	29.0D	16.7Y	-161	161	74	260
A 283	3BA1810-7AT26	60	11.52	220D ... 250D	415Y ... 460Y	27.5D	15.0Y	-145	132	78	260
A 284	3BA1810-7AT36	50	14.74	200D ... 240D	345Y ... 415Y	48.5D	28.0Y	-173	241	74	316
A 285	3BA1810-7AT36	60	16.88	220D ... 250D	415Y ... 460Y	50.2D	29.0Y	-185	241	78	316
A 286	3BA1810-7AT46	50	20.11	200D ... 240D	345Y ... 415Y	56.5D	32.5Y	-185	271	74	341
A 287	3BA1810-7AT46	60	23.18	220D ... 250D	415Y ... 460Y	60.0D	34.5Y	-197	301	78	341

Suitable for 208 Volt Operation

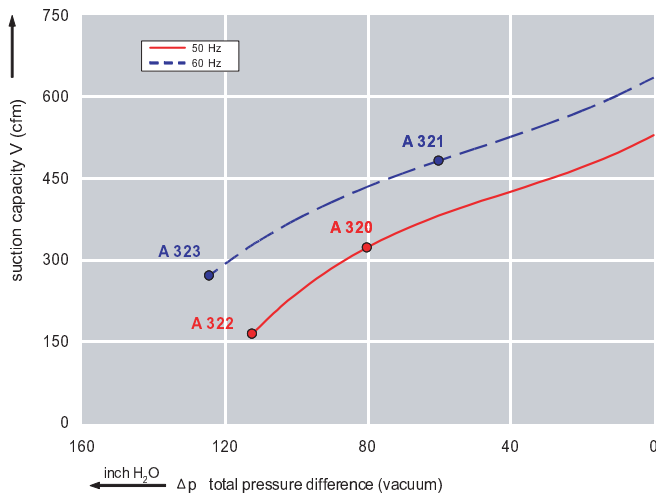
All curves are rated at 14.7 psia and 68°F ambient conditions and are reported in SCFM referenced to 68°F and 14.696 psia sea level conditions. Curve values are nominal, actual performance may vary by up to 10% of the values indicated. For inlet temperatures above approximately 80 °F or for handling gases other than air, please contact your Airtech sales representative for assistance.

Features:

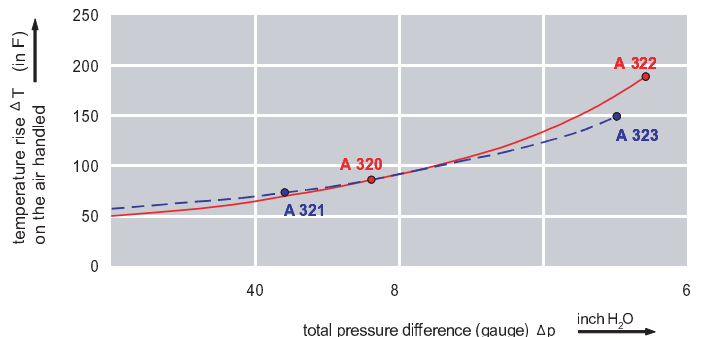
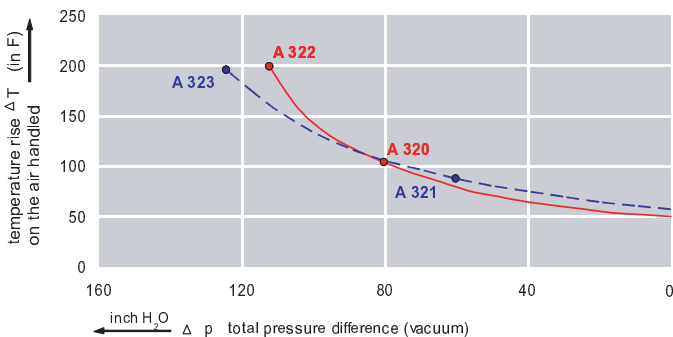
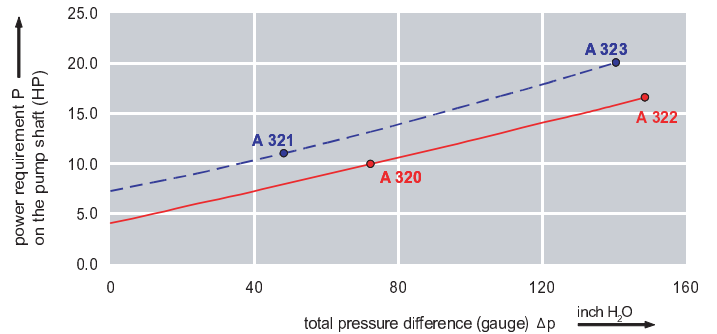
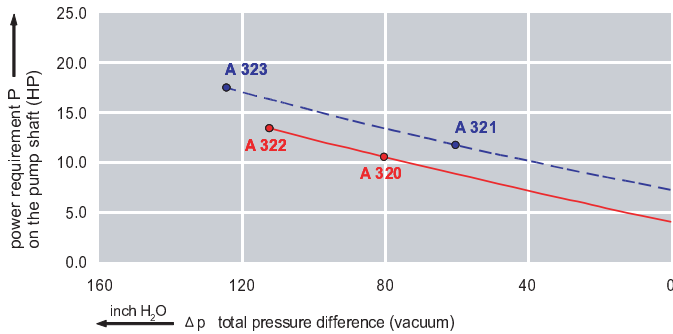
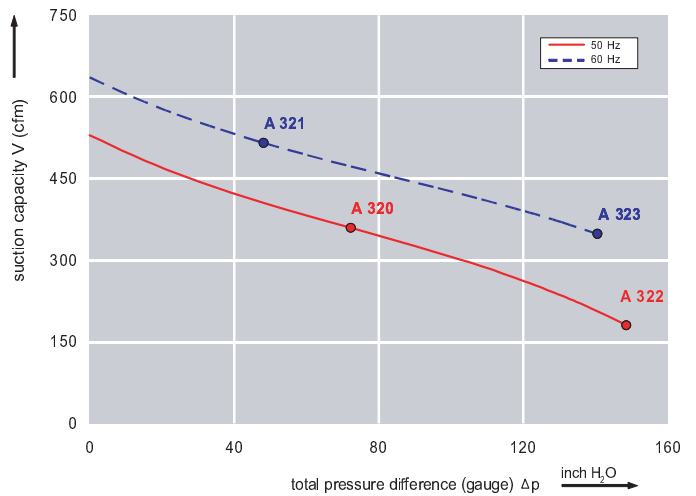


- Cooler running, outboard bearing provides maintenance-free operation
- Environmentally friendly oil-free technology
- Extremely quiet operation
- All motors are standard TEFC with Class F insulation, UL recognized, CE Compliant
Explosion-Proof motors available
- Custom construction blowers are available
- Rugged die cast aluminum construction

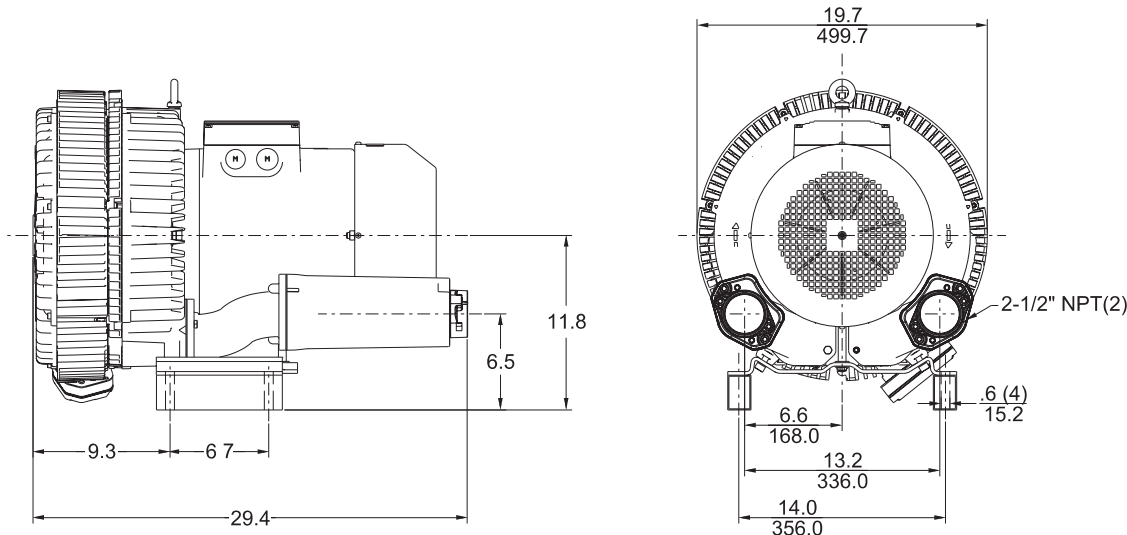
Performance curve for Vacuum pump



Performance curve for Compressor



Dimensions: (inches)



**Recommended
Accessories:**

Relief valve:

VC91Z or VC88Z
(Vacuum)

PC91Z or PC88Z
(Pressure)

Filter:

ATF-300-21138
(Vacuum)

AFS-230-300-10
(Pressure)

Specifications subject to change without notice. Please contact factory for specification updates.

Selection & Ordering Data - Type 3BA1840

Curve No.	Order No.	Fre- quency Hz	Rated power HP	Input voltage		Input current A	Permissible total differential pressure ²⁾		Sound pressure level ³⁾ dB(A)	Weight ca. lbs	
				V			Vacuum inch H ₂ O	Compressor inch H ₂ O			
3~ 50/60 Hz IP55 insulation material class F											
A 320	3BA1840-7AT26	50	10.05	200D ... 240D	345Y ... 415Y	29.0D	16.7Y	-80	72	74	352
A 321	3BA1840-7AT26	60	11.52	220D ... 250D	415Y ... 460Y	27.5D	15.0Y	-60	48	78	352
A 322	3BA1840-7AT36	50	14.74	200D ... 240D	345Y ... 415Y	48.5D	28.0Y	-112	149	74	441
A 323	3BA1840-7AT36	60	16.98	220D ... 250D	415Y ... 460Y	50.2D	29.0Y	-124	141	78	441

Suitable for 208 Volt Operation

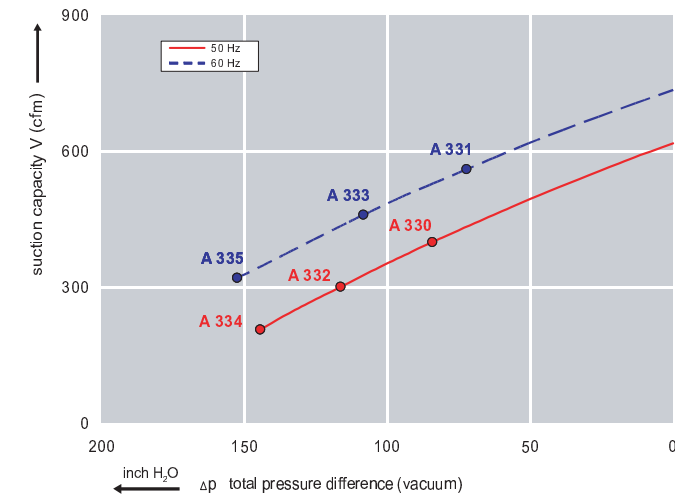
All curves are rated at 14.7 psia and 68°F ambient conditions and are reported in SCFM referenced to 68°F and 14.696 psia sea level conditions. Curve values are nominal, actual performance may vary by up to 10% of the values indicated. For inlet temperatures above approximately 80 °F or for handling gases other than air, please contact your Airtech sales representative for assistance.

Features:

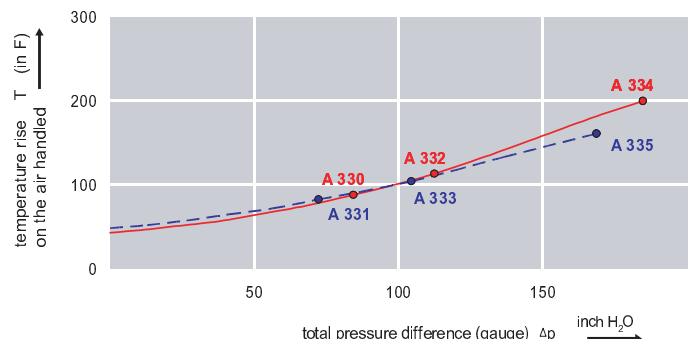
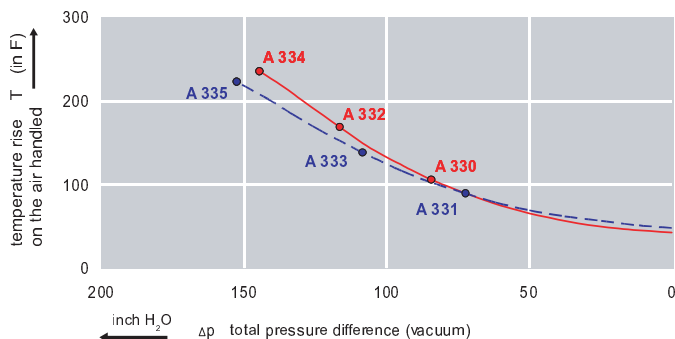
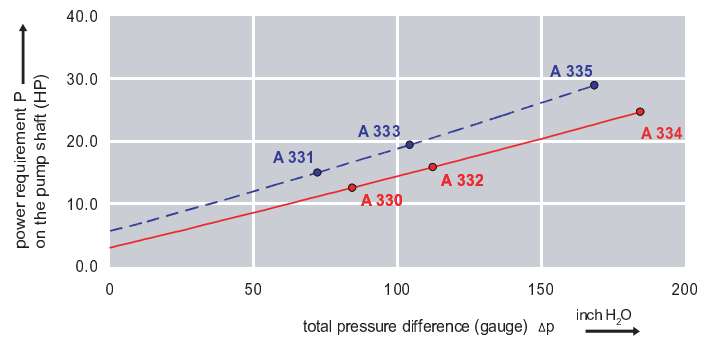
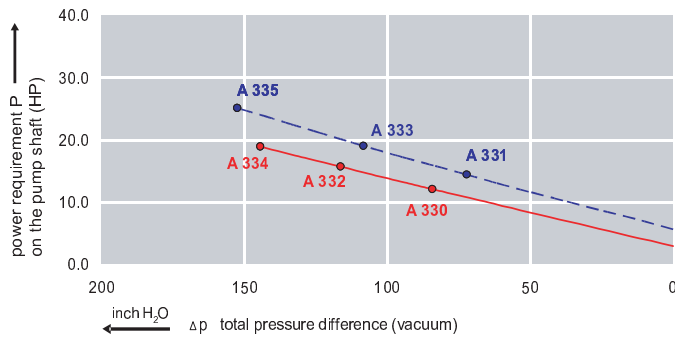
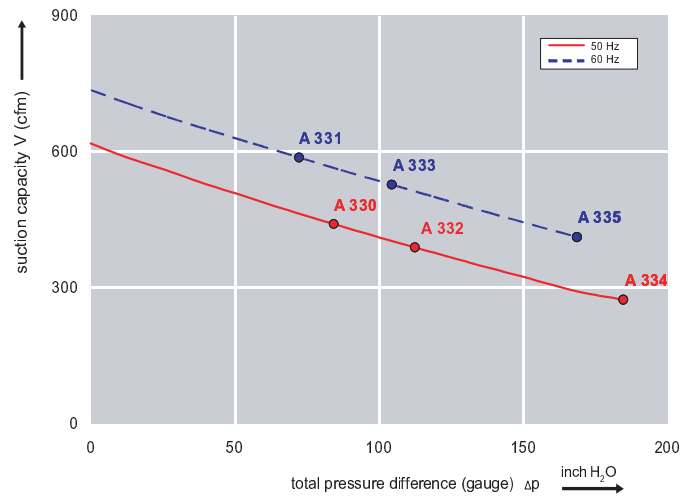


- Cooler running, outboard bearing provides maintenance-free operation
- Environmentally friendly oil-free technology
- Extremely quiet operation
- All motors are standard TEFC with Class F insulation, UL recognized, CE Compliant
Explosion-Proof motors available
- Custom construction blowers are available
- Rugged die cast aluminum construction

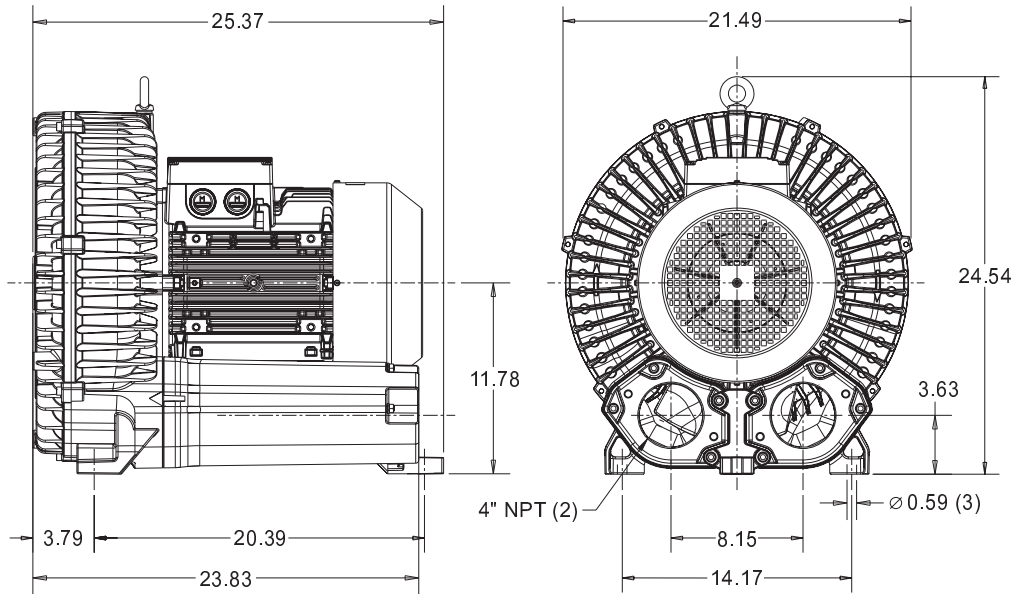
Performance curve for Vacuum pump



Performance curve for Compressor



Dimensions: (inches)



Recommended Accessories:

Relief valve:

VC100Z
(Vacuum)

PC100Z
(Pressure)

Filter:

ATF-400-21138
(Vacuum)

AFS-234-400-10
(Pressure)

Specifications subject to change without notice. Please contact factory for specification updates.

Selection & Ordering Data - Type 3BA1900

Curve No.	Order No.	Fre- quency Hz	Rated power HP	Input voltage		Input current		Permissible total differential pressure		Sound pressure level dB(A)	Weight lbs
				V		A		Vacuum inch H2O	Compressor inch H2O		
3~ 50/60 Hz IP55 insulation material class F											
A 330	3BA1900-7AT06	50	10.72	200D ... 240D	345Y ... 415Y	31.5D	18.2Y	-76	76	74	265
A 331	3BA1900-7AT06	60	12.06	220D ... 250D	415Y ... 460Y	31.5D	18.2Y	-60	56	79	265
A 332	3BA1900-7AT16	50	16.76	200D ... 240D	345Y ... 415Y	48.5D	28.0Y	-116	112	74	295
A 333	3BA1900-7AT16	60	19.44	220D ... 250D	415Y ... 460Y	50.0D	29.0Y	-108	104	79	295
A 334	3BA1900-7AT36	50	24.80	200D ... 240D	345Y ... 415Y	64.5D	37.0Y	-145	185	74	314
A 335	3BA1900-7AT36	60	28.55	220D ... 250D	415Y ... 460Y	68.0D	39.0Y	-153	169	79	314

Suitable for 208 Volt Operation

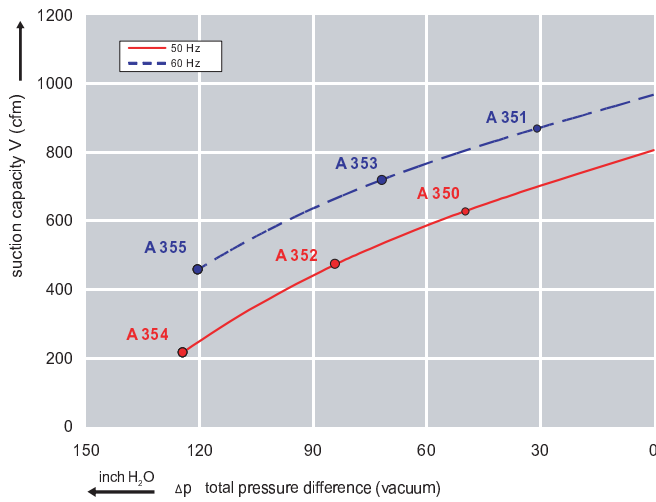
All curves are rated at 14.7 psia and 68°F ambient conditions and are reported in SCFM referenced to 68°F and 14.696 psia sea level conditions. Curve values are nominal, actual performance may vary by up to 10% of the values indicated. For inlet temperatures above approximately 80 °F or for handling gases other than air, please contact your Airtech sales representative for assistance.

Features:

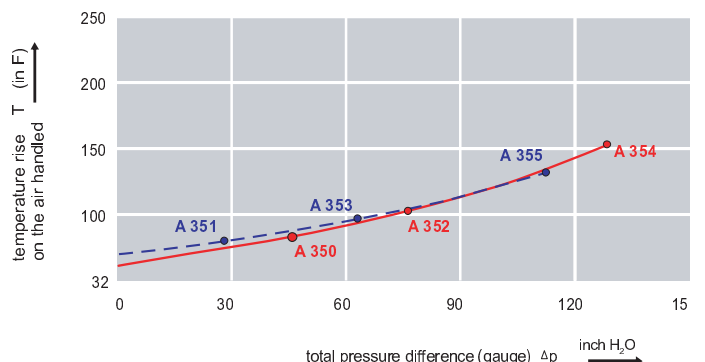
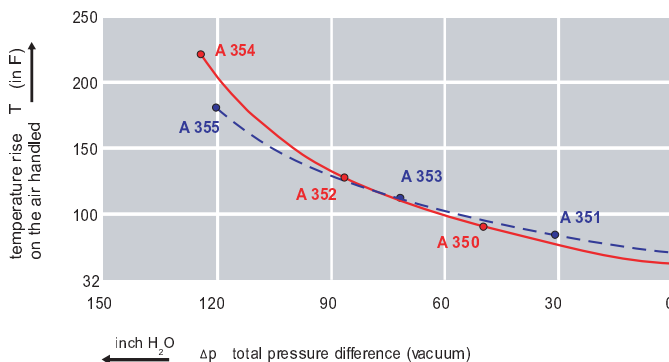
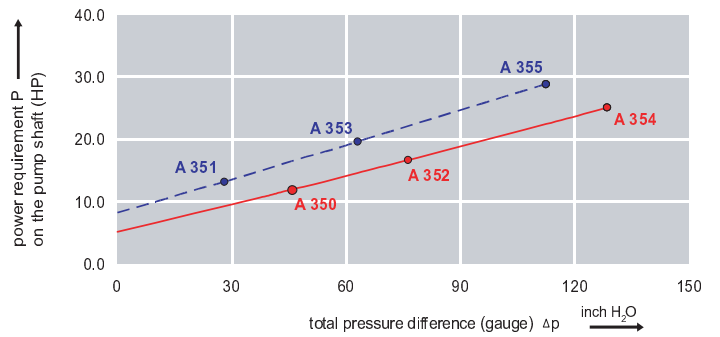
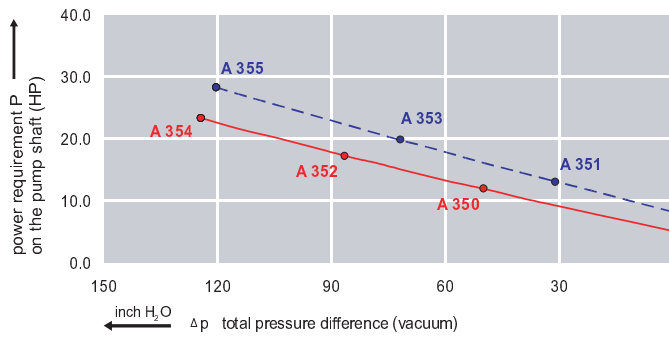
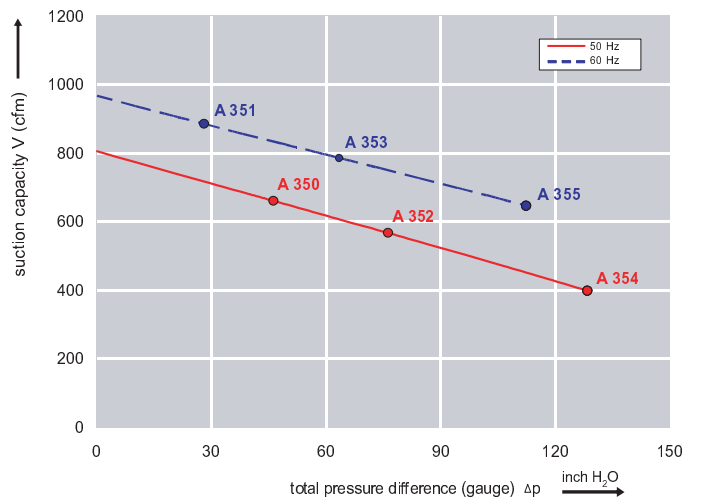


- Cooler running, outboard bearing provides maintenance-free operation
- Environmentally friendly oil-free technology
- Extremely quiet operation
- All motors are standard TEFC with Class F insulation, UL recognized, CE Compliant
Explosion-Proof motors available
- Custom construction blowers are available
- Rugged die cast aluminum construction

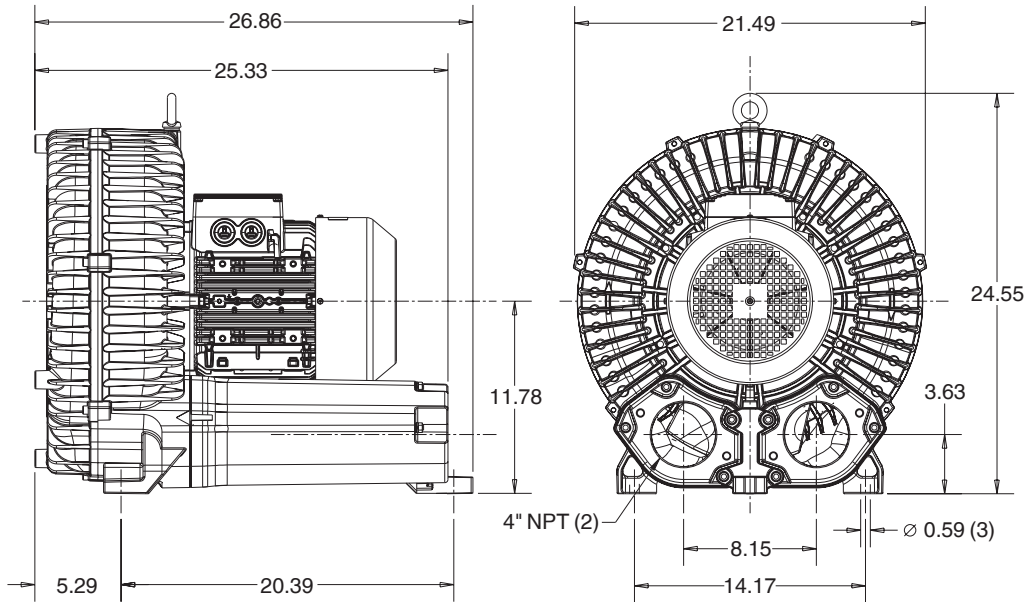
Performance curve for Vacuum pump



Performance curve for Compressor



Dimensions: (inches)



Recommended Accessories:

Relief valve:

VC100Z
(Vacuum)

PC100Z
(Pressure)

Filter:

ATF-400-21138
(Vacuum)

AFS-234-400-10
(Pressure)


Specifications subject to change without notice. Please contact factory for specification updates.

Selection & Ordering Data - Type 3BA1930

Curve No.	Order No.	Fre- quency Hz	Rated power HP	Input voltage		Input current A	Permissible total differential pressure		Sound pressure level dB(A)	Weight lbs	
				V			Vacuum inch H2O	Compressor inch H2O			
3~ 50/60 Hz IP55 insulation material class F											
A 350	3BA1930-7AT06	50	11.39	200D ... 240D	345Y ... 415Y	33.0D	19.1Y	-48	44	75	268
A 351	3BA1930-7AT06	60	13.14	220D ... 250D	415Y ... 460Y	33.0D	19.1Y	-32	28	80	268
A 352	3BA1930-7AT16	50	16.75	200D ... 240D	345Y ... 415Y	48.5D	28.0Y	-84	76	75	298
A 353	3BA1930-7AT16	60	19.43	220D ... 250D	415Y ... 460Y	50.0D	29.0Y	-72	64	80	298
A 354	3BA1930-7AT36	50	24.80	200D ... 240D	345Y ... 415Y	64.5D	37.0Y	-124	128	75	318
A 355	3BA1930-7AT36	60	28.54	220D ... 250D	415Y ... 460Y	68.0D	39.0Y	-120	112	80	318

Suitable for 208 Volt Operation

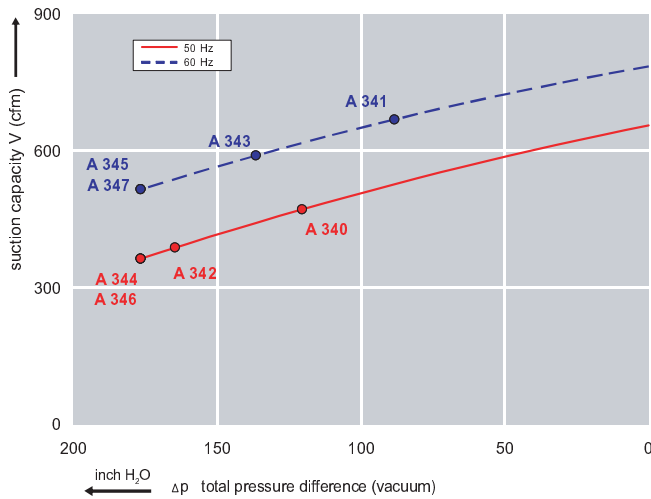
All curves are rated at 14.7 psia and 68°F ambient conditions and are reported in SCFM referenced to 68°F and 14.696 psia sea level conditions. Curve values are nominal, actual performance may vary by up to 10% of the values indicated. For inlet temperatures above approximately 80 °F or for handling gases other than air, please contact your Airtech sales representative for assistance.



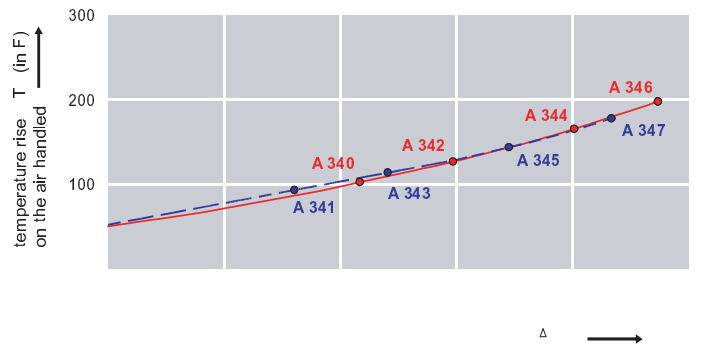
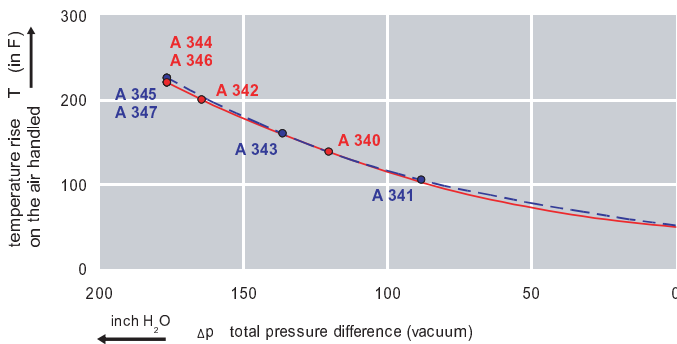
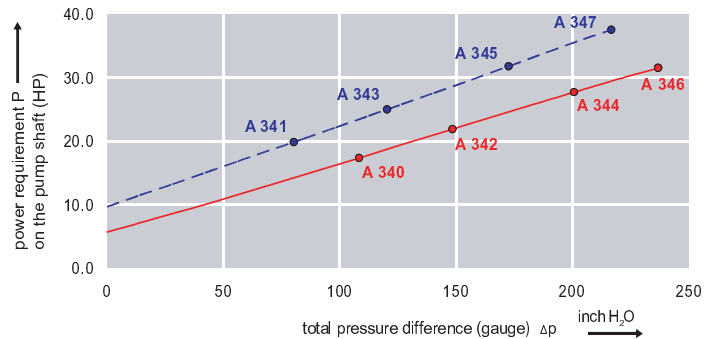
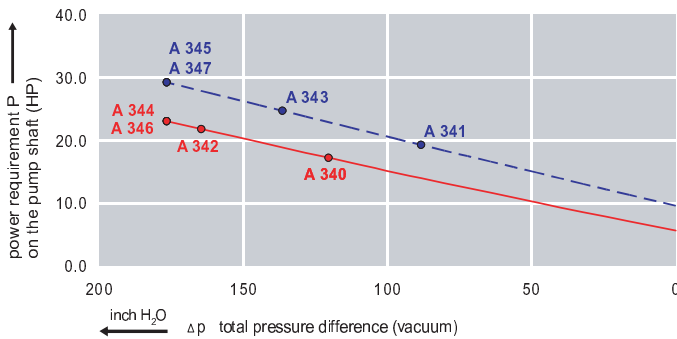
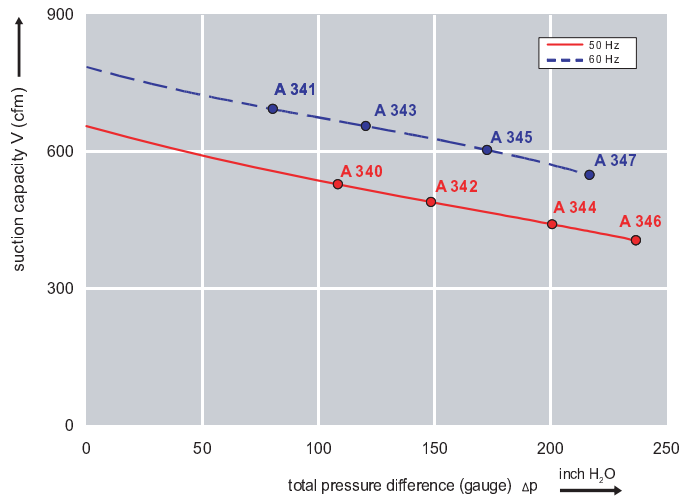
Features:

- Cooler running, outboard bearing provides maintenance-free operation
- Environmentally friendly oil-free technology
- Extremely quiet operation
- All motors are standard TEFC with Class F insulation, UL recognized, CE Compliant
Explosion-Proof motors available
- Custom construction blowers are available
- Rugged die cast aluminum construction

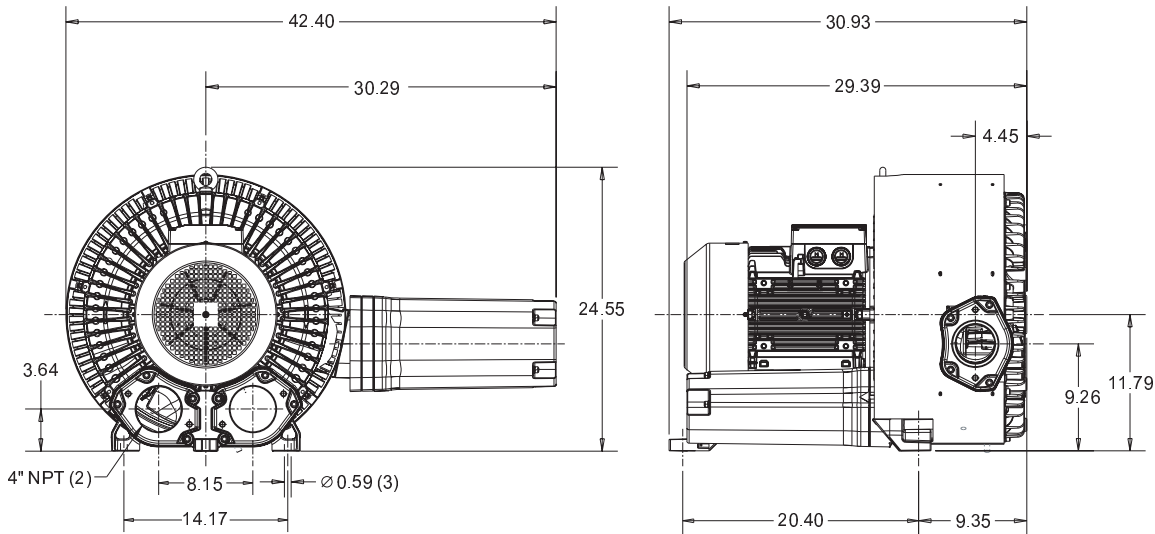
Performance curve for Vacuum pump



Performance curve for Compressor



Dimensions: (inches)



**Recommended
Accessories:**

Relief valve:

VC100Z
(Vacuum)

PC100Z
(Pressure)

Filter:

ATF-400-21138
(Vacuum)

AFS-234-400-10
(Pressure)

Specifications subject to change without notice. Please contact factory for specification updates.

Selection & Ordering Data - Type 3BA1910

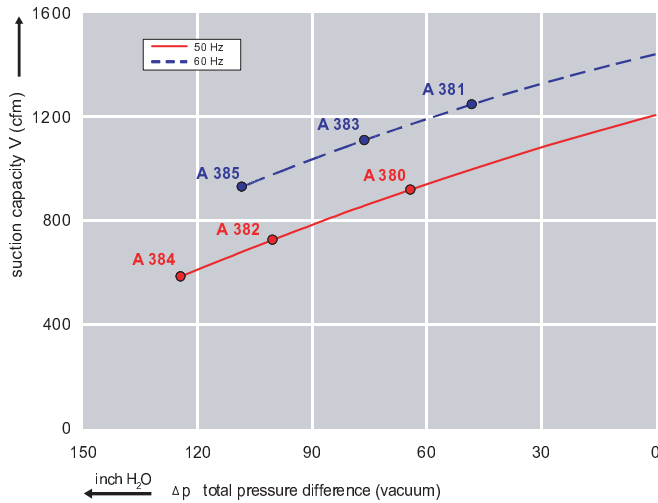
Curve No.	Order No.	Fre- quency Hz	Rated power HP	Input voltage		Input current A	Permissible total differential pressure		Sound pressure level dB(A)	Weight lbs	
				V			Vacuum inch H2O	Compressor inch H2O			
3~ 50/60 Hz IP55 insulation material class F											
A 340	3BA1910-7AT16	50	16.75	200D ... 240D	345Y ... 415Y	48.5D	28.0Y	-120	108	74	409
A 341	3BA1910-7AT16	60	19.43	220D ... 250D	415Y ... 460Y	50.0D	29.0Y	-88	80	84	409
A 342	3BA1910-7AT26	50	22.12	200D ... 240D	345Y ... 415Y	60.0D	35.0Y	-165	149	74	428
A 343	3BA1910-7AT26	60	25.47	220D ... 250D	415Y ... 460Y	63.0D	36.5Y	-136	120	84	428
A 344	3BA1910-7AT36	50	26.81	200D ... 240D	345Y ... 415Y	69.0D	40.0Y	-177	201	74	455
A											
A											
A											

Features:

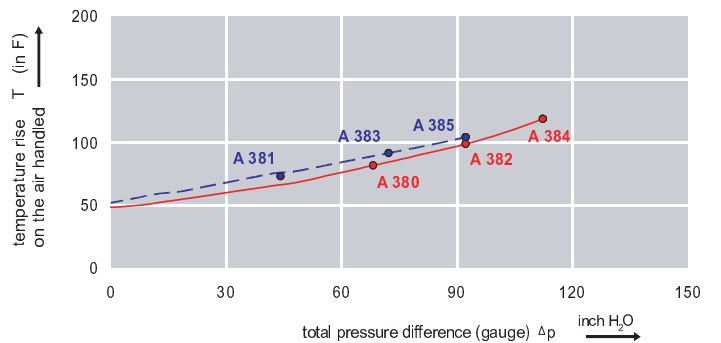
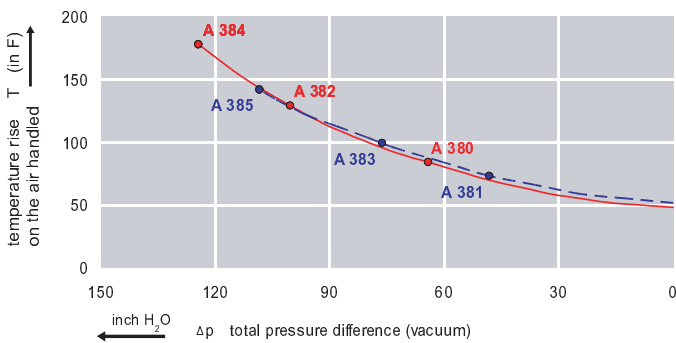
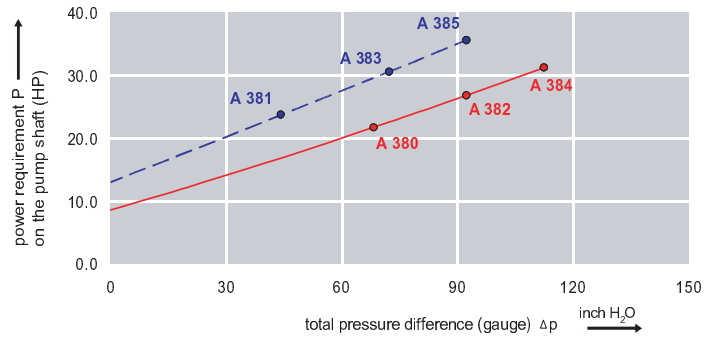
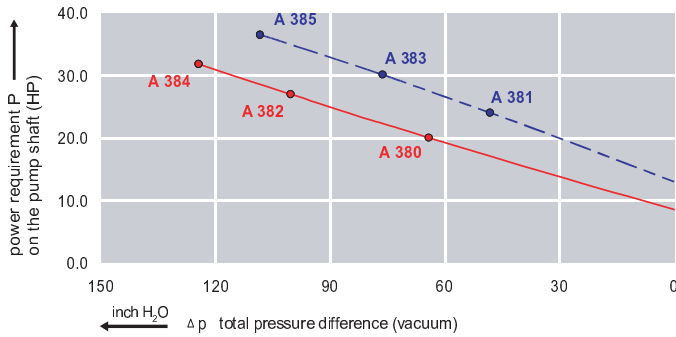
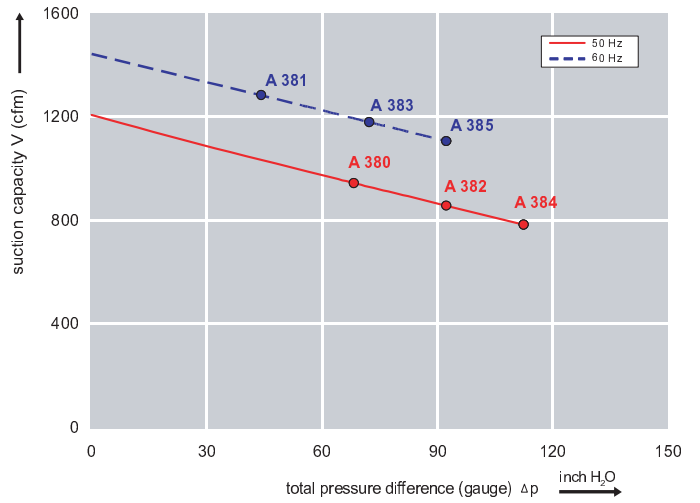


- Cooler running, outboard bearing provides maintenance-free operation
- Environmentally friendly oil-free technology
- Extremely quiet operation
- All motors are standard TEFC with Class F insulation, UL recognized, CE Compliant
Explosion-Proof motors available
- Custom construction blowers are available
- Rugged die cast aluminum construction

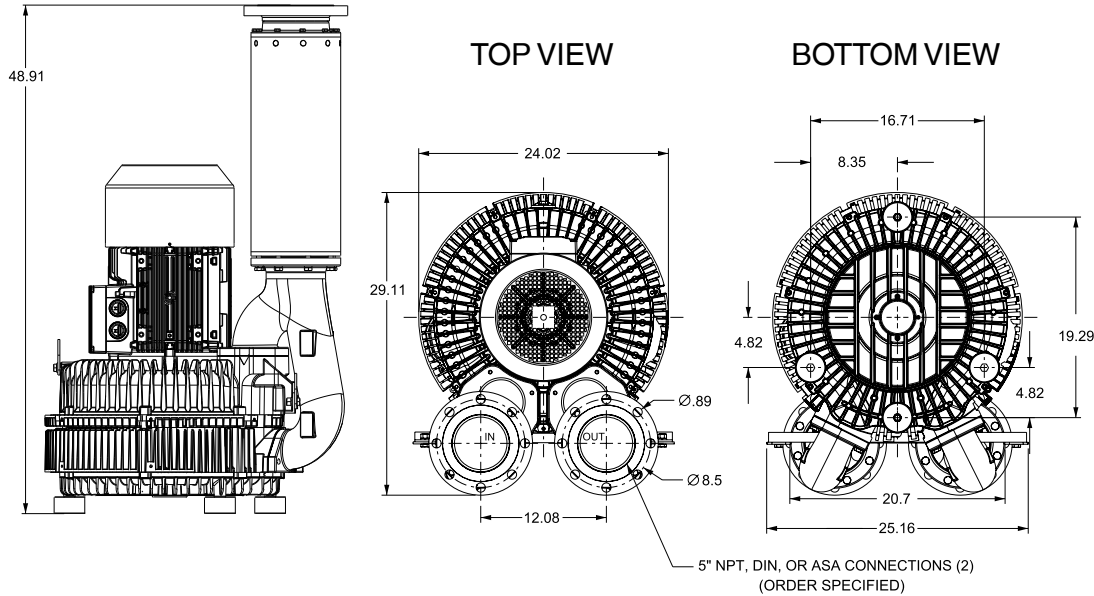
Performance curve for Vacuum pump



Performance curve for Compressor



Dimensions: (inches)



Recommended Accessories:

Relief valve:

VC110Z
(Vacuum)

PC110Z
(Pressure)

Filter:

ATF-500-344P
(Vacuum)

AFS-244-500-10
(Pressure)

Specifications subject to change without notice. Please contact factory for specification updates.

Selection & Ordering Data - Type 3BA1943

Curve No.	Order No.	Fre- quency Hz	Rated power HP	Input voltage		Input current A	Permissible total differential pressure		Sound pressure level dB(A)	Weight lbs	
				V			Vacuum inch H2O	Compressor inch H2O			
3~ 50/60 Hz IP55 insulation material class F											
A 380	3BA1943-7AT26	50	20.1	200D ... 240D	345Y ... 415Y	59.0D	34.0Y	-64	68	75	417
A 381	3BA1943-7AT26	60	23.4	220D ... 250D	415Y ... 460Y	63.0D	36.5Y	-48	44	84	417
A 382	3BA1943-7AT36	50	26.8	200D ... 240D	345Y ... 415Y	69.0D	40.0Y	-100	92	75	463
A 383	3BA1943-7AT36	60	30.8	220D ... 250D	415Y ... 460Y	72.0D	42.0Y	-76	72	84	463
A 384	3BA1943-7AT46	50	33.5	200D ... 240D	345Y ... 415Y	90.0D	52.0Y	-124	112	75	509
A 385	3BA1943-7AT46	60	38.8	220D ... 250D	415Y ... 460Y	90.0D	52.0Y	-108	92	84	509

Suitable for 208 Volt Operation

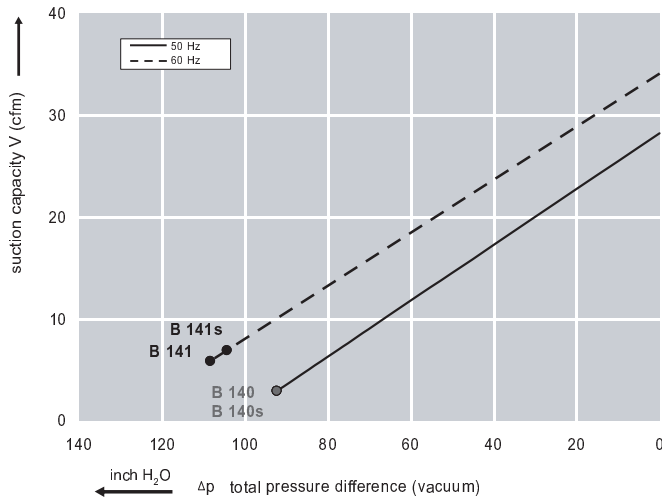
All curves are rated at 14.7 psia and 68°F ambient conditions and are reported in SCFM referenced to 68°F and 14.696 psia sea level conditions. Curve values are nominal, actual performance may vary by up to 10% of the values indicated. For inlet temperatures above approximately 80°F or for handling gases other than air, please contact your Airtech sales representative for assistance.



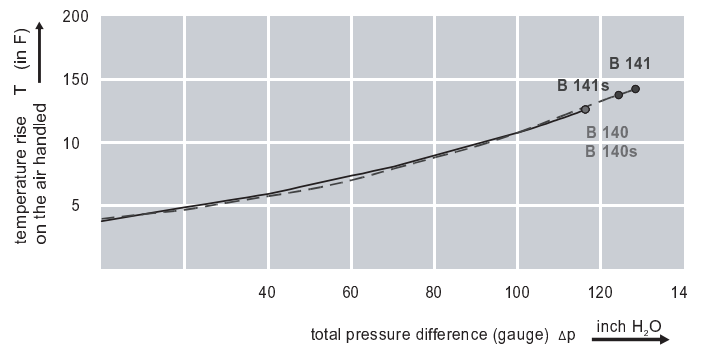
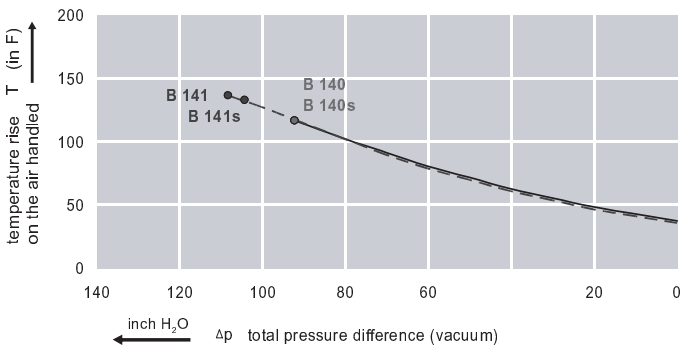
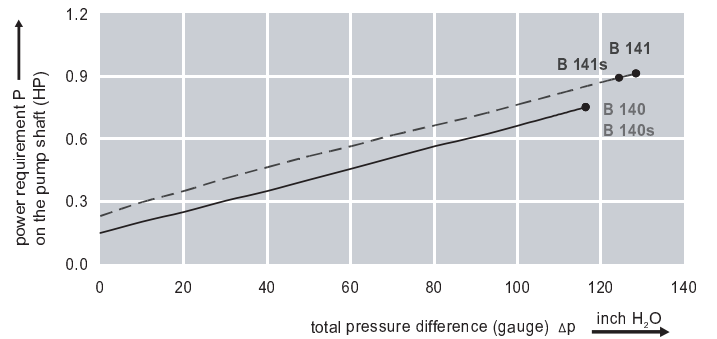
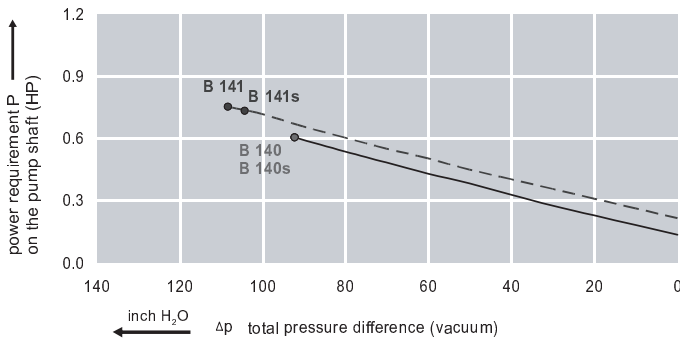
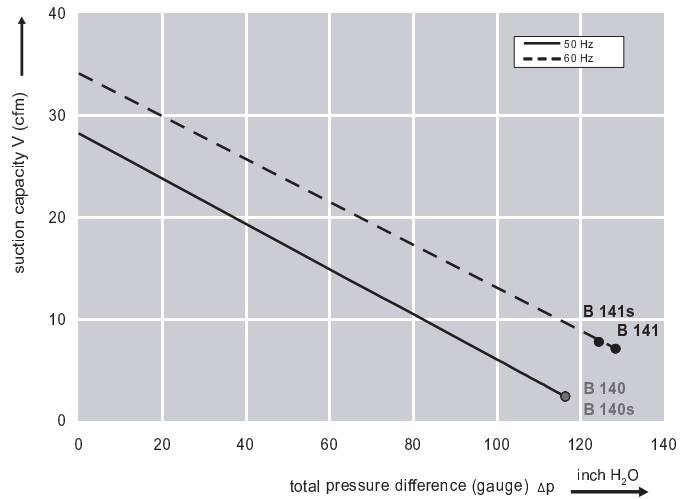
Features:

- Cooler running, outboard bearing provides maintenance-free operation
- Environmentally friendly oil-free technology
- Extremely quiet operation
- All motors are standard TEFC with Class F insulation, UL recognized, CE Compliant
Explosion-Proof motors available
- Custom construction blowers are available
- Rugged die cast aluminum construction

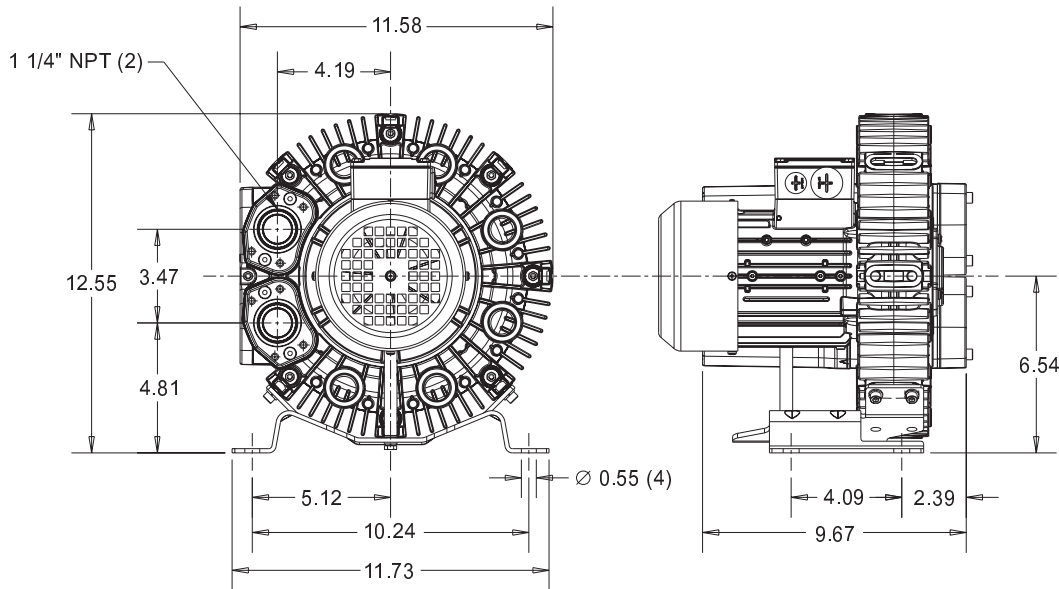
Performance curve for Vacuum pump



Performance curve for Compressor



Dimensions: (inches)



Recommended Accessories:

Relief valve:

VC51Z (Vacuum)
PC51Z (Pressure)

Filter:

ATF-125-1337
(Vacuum)
AFS-20-125-10
(Pressure)

Specifications subject to change without notice. Please contact factory for specification updates.


Selection & Ordering Data - Type 3BA7210

Curve No.	Order No.	Fre- quency Hz	Rated power HP	Input voltage		Input current		Permissible total differential pressure		Sound pressure level dB(A)	Weight lbs
				V		A		Vacuum inch H2O	Compressor inch H2O		
3~ 50/60 Hz IP55 insulation material class F											
B 140	3BA7210-0AT16	50	0.73	200D ... 240D	345Y ... 415Y	2.8D	1.6Y	-92	116	57	35
B 141	3BA7210-0AT16	60	1.11	220D ... 250D	415Y ... 460Y	3.75D	2.15Y	-108	128	62	35
1~ 50/60 Hz IP55 with attached capacitor for continuous operation											
B 140s	3BA7210-0AS75	50	0.74	115	230	13.0	6.5	-92	116	57	40
B 141s	3BA7210-0AS75	60	0.84	115	230	14.2	7.1	-104	124	62	40

Suitable for 208 Volt Operation

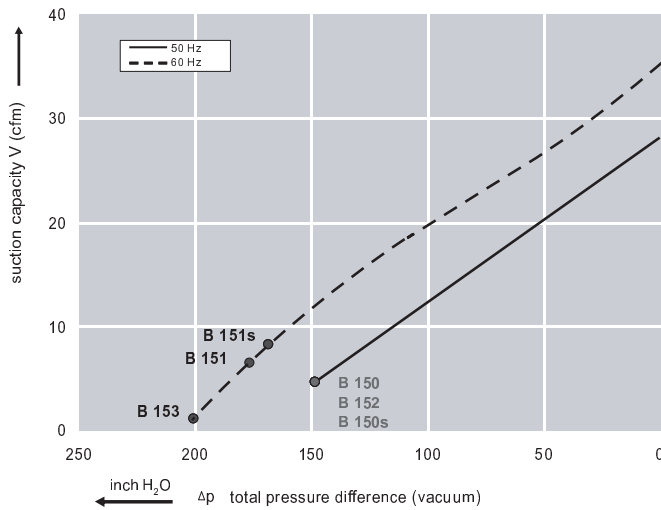
All curves are rated at 14.7 psia and 68° F ambient conditions and are reported in SCFM referenced to 68° F and 14.696 psia sea level conditions. Curve values are nominal, actual performance may vary by up to 10% of the values indicated. For inlet temperatures above approximately 80 °F or for handling gases other than air, please contact your Airtech sales representative for assistance.

Features:

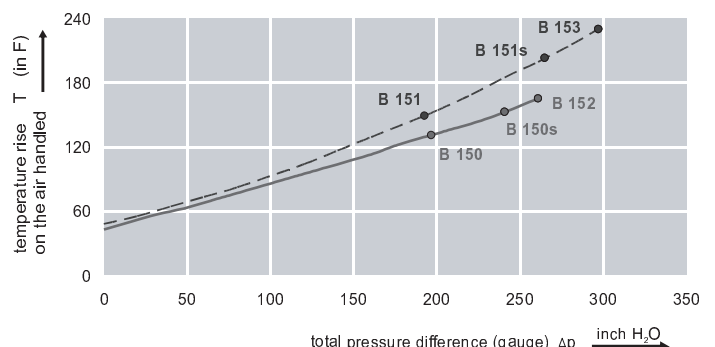
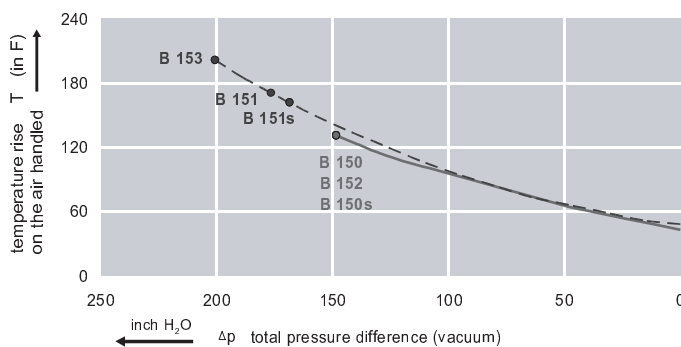
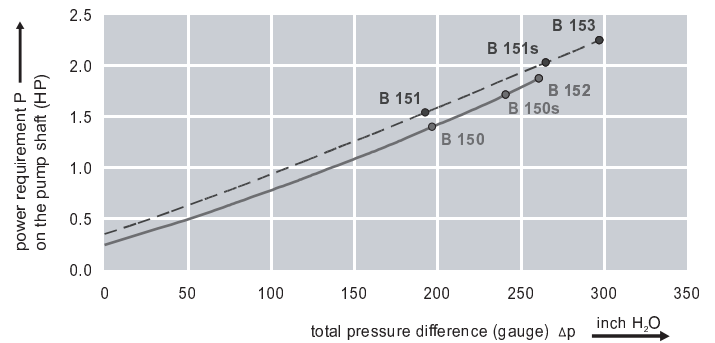
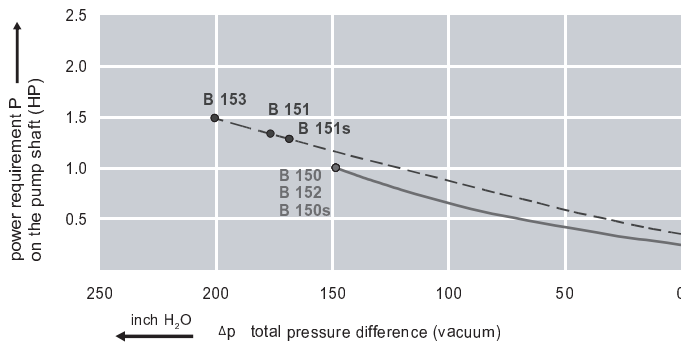
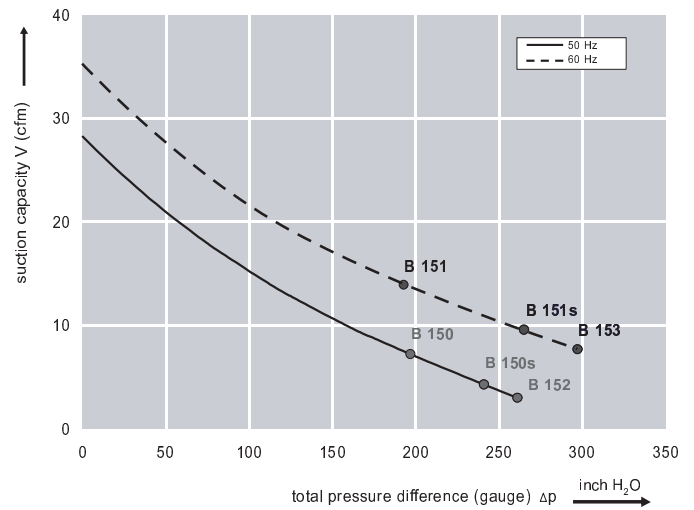


- Cooler running, outboard bearing provides maintenance-free operation
- Environmentally friendly oil-free technology
- Extremely quiet operation
- All motors are standard TEFC with Class F insulation, UL recognized, CE Compliant
Explosion-Proof motors available
- Custom construction blowers are available
- Rugged die cast aluminum construction

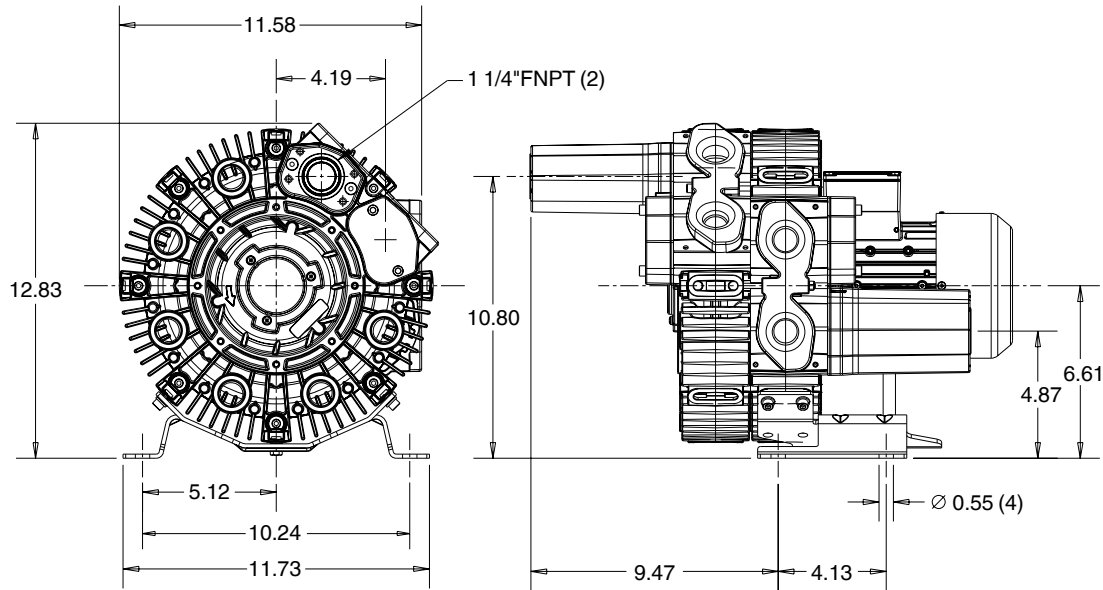
Performance curve for Vacuum pump



Performance curve for Compressor



Dimensions: (inches)



Recommended Accessories:

Relief valve:

VC51Z (Vacuum)
PC51Z (Pressure)

Filter:

ATF-125-1337 (Vacuum)
AFS-20-125-10 (Pressure)

Specifications subject to change without notice. Please contact factory for specification updates.

Selection & Ordering Data - Type 3BA7220

Curve No.	Order No.	Fre- quency Hz	Rated power HP	Input voltage		Input current		Permissible total differential pressure		Sound pressure level dB(A)	Weight lbs
				V		A		Vacuum inch H2O	Compressor inch H2O		
3~ 50/60 Hz IP55 insulation material class F											
B 150	3BA7220-0AT26	50	1.09	200D ... 240D	345Y ... 415Y	4.0D	2.3 Y	-149	197	58	53
B 151	3BA7220-0AT26	60	1.26	220D ... 250D	415Y ... 460Y	4.0D	2.3 Y	-177	193	62	53
B 152	3BA7220-0AT56	50	2.01	200D ... 240D	345Y ... 415Y	7.5D	4.3 Y	-149	261	58	62
B 153	3BA7220-0AT56	60	2.75	220D ... 250D	415Y ... 460Y	7.5D	4.4 Y	-201	297	62	62
1~ 50/60 Hz IP55 with attached capacitor for continuous operation											
B 150s	3BA7220-0AS75	50	2.0	115	230	19.4	9.7	-149	241	58	66
B 151s	3BA7220-0AS75	60	2.35	115	230	20.6	10.3	-169	265	62	66

Suitable for 208 Volt Operation

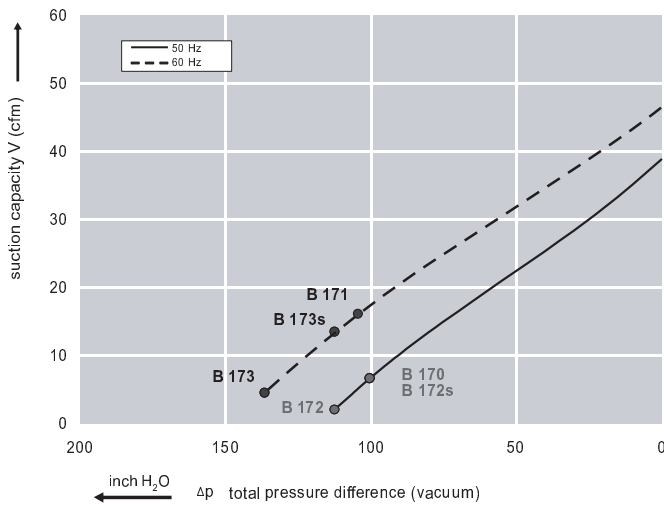
All curves are rated at 14.7 psia and 68° F ambient conditions and are reported in SCFM referenced to 68° F and 14.696 psia sea level conditions. Curve values are nominal, actual performance may vary by up to 10% of the values indicated. For inlet temperatures above approximately 80 °F or for handling gases other than air, please contact your Airtech sales representative for assistance.



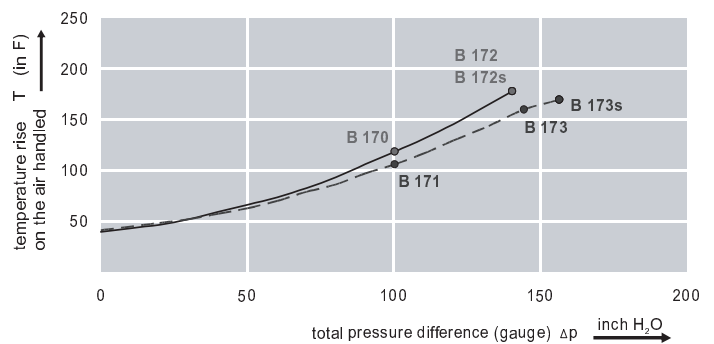
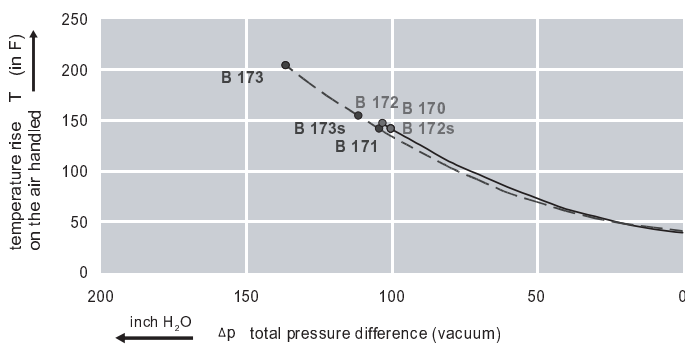
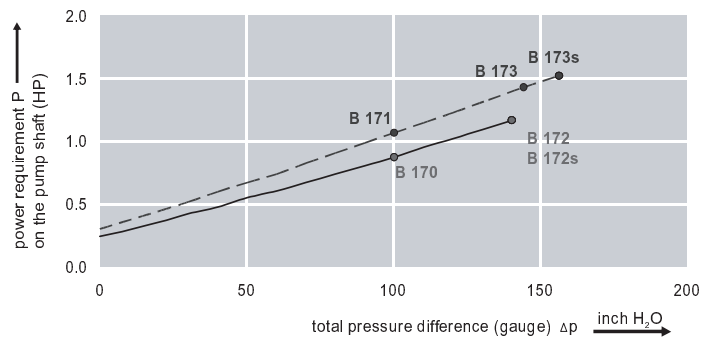
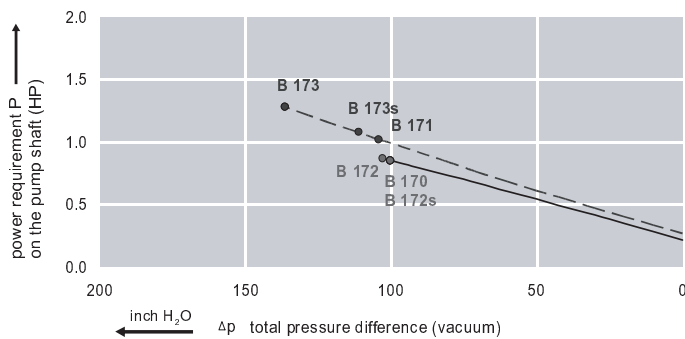
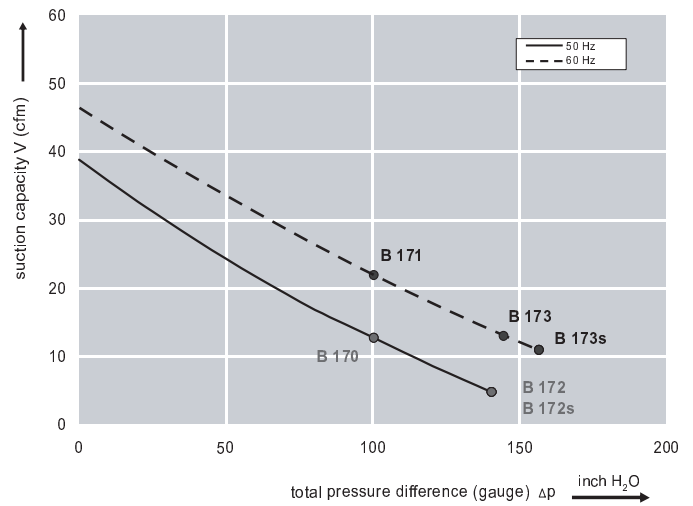
Features:

- Cooler running, outboard bearing provides maintenance-free operation
- Environmentally friendly oil-free technology
- Extremely quiet operation
- All motors are standard TEFC with Class F insulation, UL recognized, CE Compliant
Explosion-Proof motors available
- Custom construction blowers are available
- Rugged die cast aluminum construction

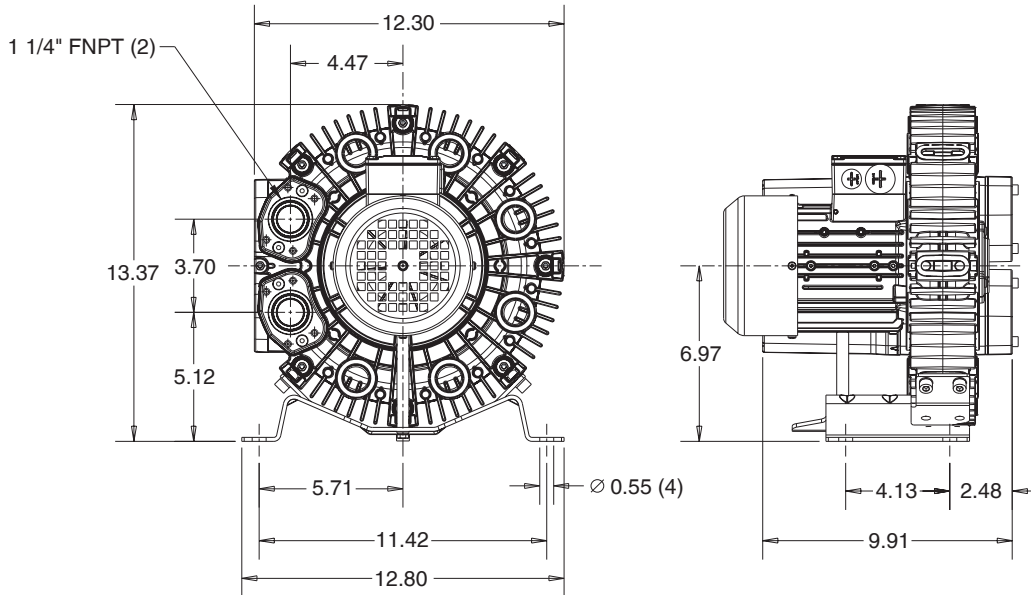
Performance curve for Vacuum pump



Performance curve for Compressor



Dimensions: (inches)



Recommended Accessories:

Relief valve:

VC51Z (Vacuum)
PC51Z (Pressure)

Filter:

ATF-125-1337
(Vacuum)
AFS-20-125-10
(Pressure)

Specifications subject to change without notice. Please contact factory for specification updates.


Selection & Ordering Data - Type 3BA7310

Curve No.	Order No.	Fre- quency Hz	Rated power HP	Input voltage		Input current A	Permissible total differential pressure		Sound pressure level dB(A)	Weight lbs	
				V			Vacuum inch H2O	Compressor inch H2O			
3~ 50/60 Hz IP55 insulation material class F											
B 170	3BA7310-0AT16	50	0.73	200D ... 240D	345Y ... 415Y	2.8 D	1.6 Y	-100	100	57	35
B 171	3BA7310-0AT16	60	1.11	220D ... 250D	415Y ... 460Y	3.75D	2.15Y	-104	100	62	35
B 172	3BA7310-0AT26	50	1.09	200D ... 240D	345Y ... 415Y	4.0 D	2.3Y	-112	141	57	37
B 173	3BA7310-0AT26	60	1.26	220D ... 250D	415Y ... 460Y	4.0 D	2.3Y	-136	145	62	37
1~ 50/60 Hz IP55 with attached capacitor for continuous operation											
B 172s	3BA7310-0AS75	50	1.26	115	230	15.2	7.6	-100	141	57	40
B 173s	3BA7310-0AS75	60	1.47	115	230	18.0	9.0	-112	157	62	40

Suitable for 208 Volt Operation

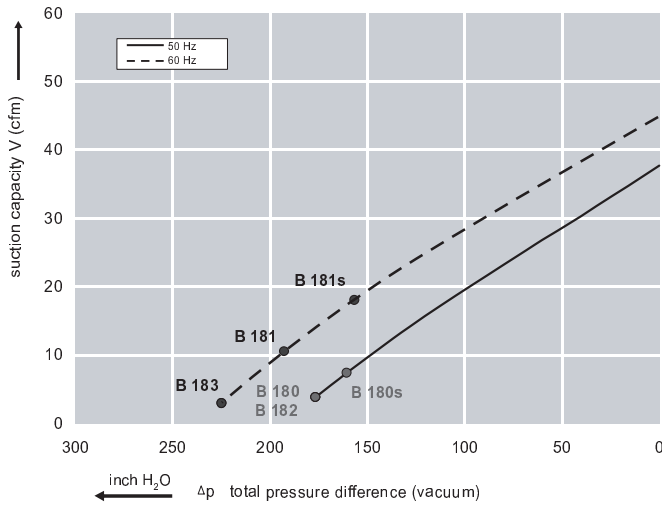
All curves are rated at 14.7 psia and 68°F ambient conditions and are reported in SCFM referenced to 68°F and 14.696 psia sea level conditions. Curve values are nominal, actual performance may vary by up to 10% of the values indicated. For inlet temperatures above approximately 80 °F or for handling gases other than air, please contact your Airtech sales representative for assistance.

Features:

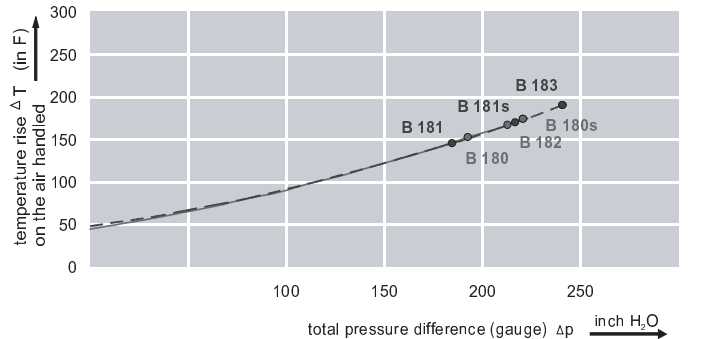
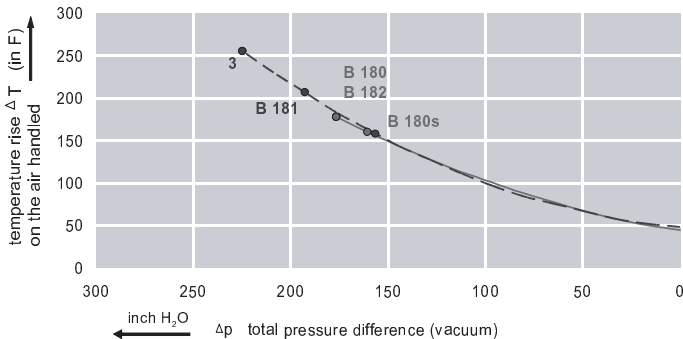
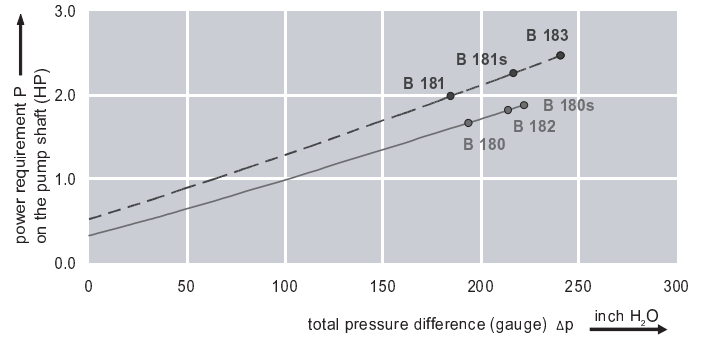
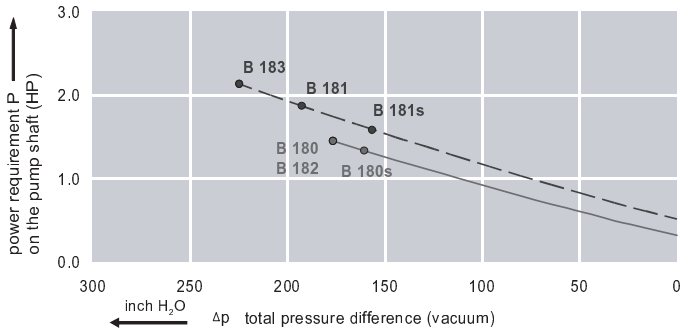
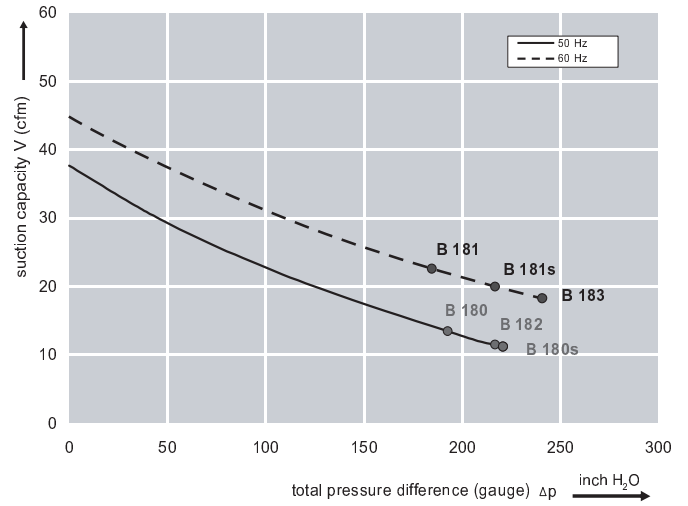


- Cooler running, outboard bearing provides maintenance-free operation
- Environmentally friendly oil-free technology
- Extremely quiet operation
- All motors are standard TEFC with Class F insulation, UL recognized, CE Compliant
Explosion-Proof motors available
- Custom construction blowers are available
- Rugged die cast aluminum construction

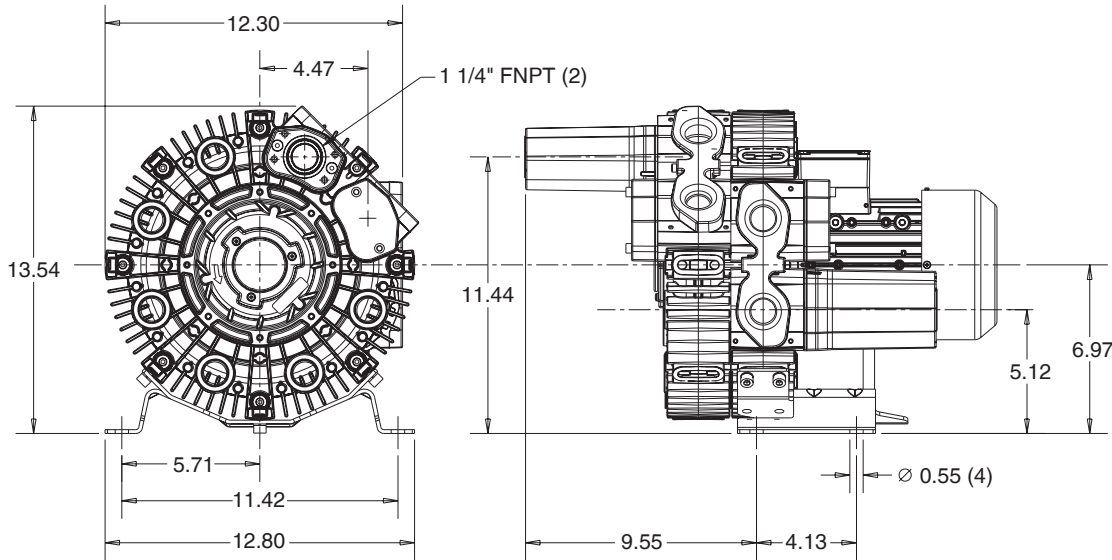
Performance curve for Vacuum pump



Performance curve for Compressor



Dimensions: (inches)



Recommended Accessories:

Relief valve:

VC51Z (Vacuum)
PC51Z (Pressure)

Filter:

ATF-125-1337
(Vacuum)
AFS-20-125-10
(Pressure)

Specifications subject to change without notice. Please contact factory for specification updates.

Selection & Ordering Data - Type 3BA7320

Curve No.	Order No.	Fre- quency Hz	Rated power HP	Input voltage		Input current		Permissible total differential pressure		Sound pressure level dB(A)	Weight lbs
				V		A		Vacuum inch H2O	Compressor inch H2O		
3~ 50/60 Hz IP55 insulation material class F											
B 180	3BA7320-0AT46	50	1.47	200D ... 240D	345Y ... 415Y	5.4D	3.1 Y	-177	193	59	64
B 181	3BA7320-0AT46	60	2.01	220D ... 250D	415Y ... 460Y	5.5D	3.2 Y	-193	185	63	64
B 182	3BA7320-0AT56	50	2.01	200D ... 240D	345Y ... 415Y	7.5D	4.3 Y	-177	217	59	66
B 183	3BA7320-0AT56	60	2.75	220D ... 250D	415Y ... 460Y	7.5D	4.4 Y	-225	241	63	66
1~ 50/60 Hz IP55 with attached capacitor for continuous operation											
B 180s	3BA7320-0AS75	50	2.0	115	230	19.4	9.7	-161	221	59	70
B 181s	3BA7320-0AS75	60	2.35	115	230	20.6	10.3	-157	217	63	70

Suitable for 208 Volt Operation

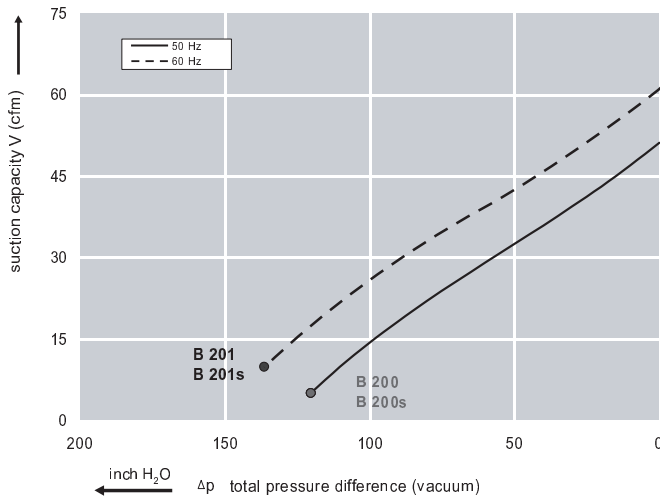
All curves are rated at 14.7 psia and 68°F ambient conditions and are reported in SCFM referenced to 68°F and 14.696 psia sea level conditions. Curve values are nominal, actual performance may vary by up to 10% of the values indicated. For inlet temperatures above approximately 80 °F or for handling gases other than air, please contact your Airtech sales representative for assistance.



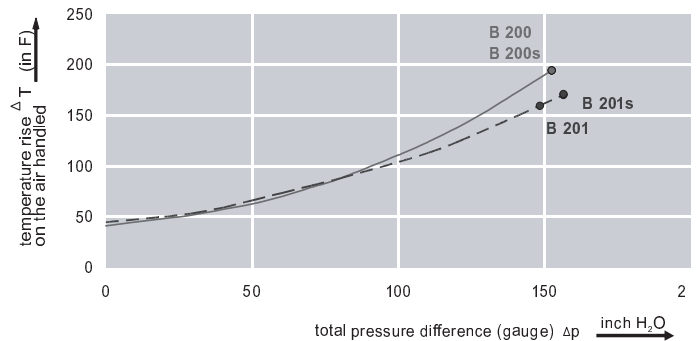
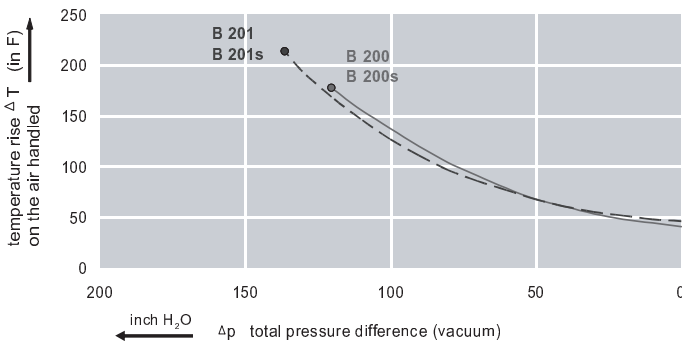
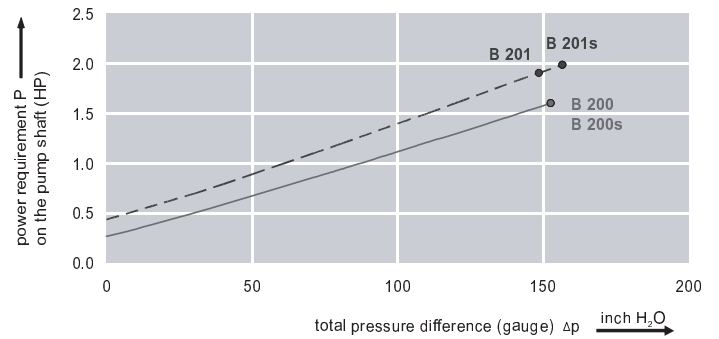
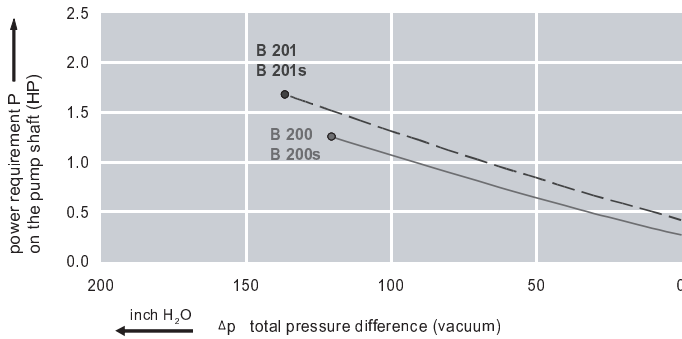
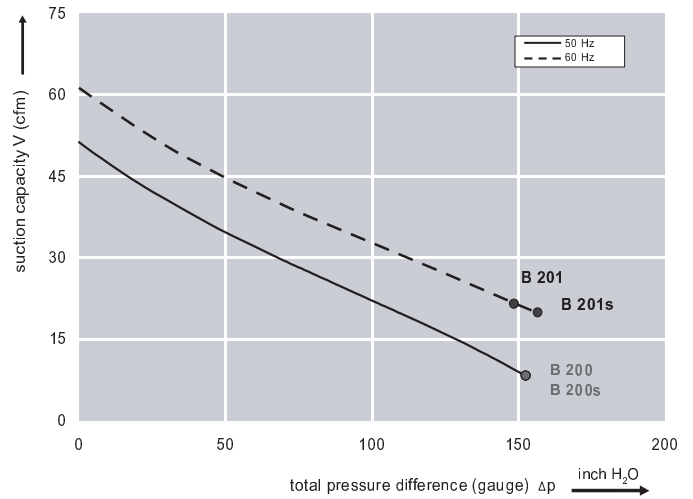
Features:

- Cooler running, outboard bearing provides maintenance-free operation
- Environmentally friendly oil-free technology
- Extremely quiet operation
- All motors are standard TEFC with Class F insulation, UL recognized, CE Compliant
Explosion-Proof motors available
- Custom construction blowers are available
- Rugged die cast aluminum construction

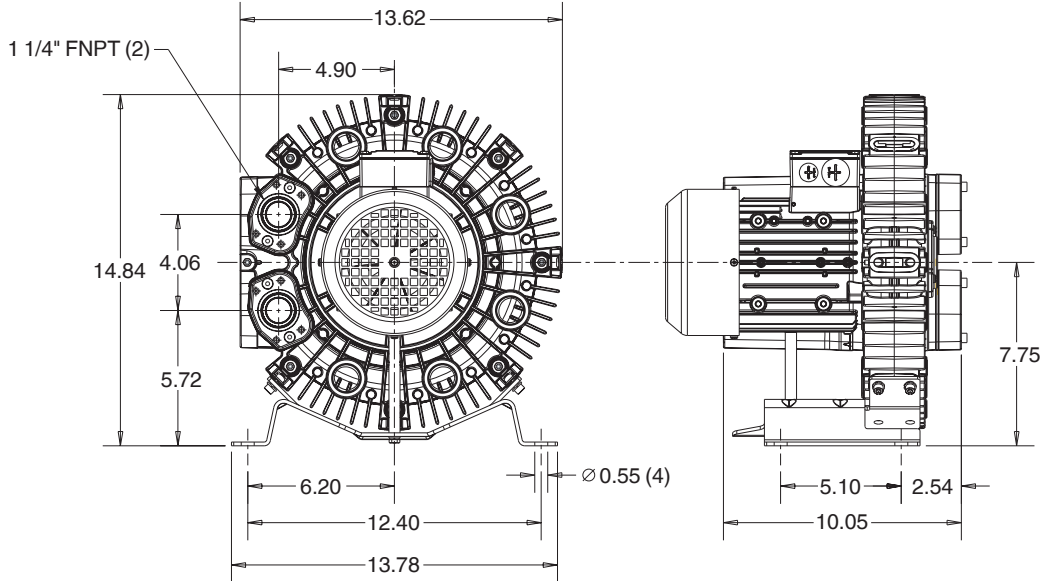
Performance curve for Vacuum pump



Performance curve for Compressor



Dimensions: (inches)



Recommended Accessories:

Relief valve:

VC51Z (Vacuum)
PC51Z (Pressure)

Filter:

ATF-125-1337
(Vacuum)
AFS-20-125-10
(Pressure)

Specifications subject to change without notice. Please contact factory for specification updates.


Selection & Ordering Data - Type 3BA7410

Curve No.	Order No.	Fre- quency Hz	Rated power HP	Input voltage		Input current		Permissible total differential pressure		Sound pressure level dB(A)	Weight lbs
				V		A		Vacuum inch H2O	Compressor inch H2O		
3~ 50/60 Hz IP55 insulation material class F											
B 200	3BA7410-0AT16	50	1.47	200D ... 240D	345Y ... 415Y	5.4D	3.1Y	-120	153	58	51
B 201	3BA7410-0AT16	60	2.01	220D ... 250D	415Y ... 460Y	5.5D	3.2Y	-136	149	62	51
1~ 50/60 Hz IP55 with attached capacitor for continuous operation											
B 200s	3BA7410-0AS45	50	1.47	115	230	16.0	8.0	-120	153	58	51
B 201s	3BA7410-0AS45	60	1.74	115	230	20.0	10.0	-136	157	62	51

Suitable for 208 Volt Operation

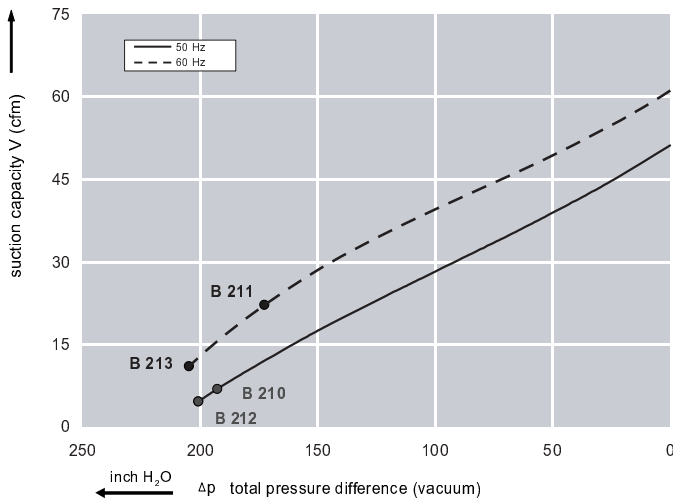
All curves are rated at 14.7 psia and 68°F ambient conditions and are reported in SCFM referenced to 68°F and 14.696 psia sea level conditions. Curve values are nominal, actual performance may vary by up to 10% of the values indicated. For inlet temperatures above approximately 80 °F or for handling gases other than air, please contact your Airtech sales representative for assistance.

Features:

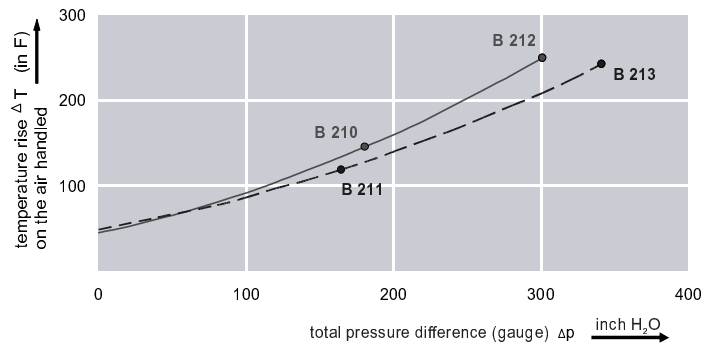
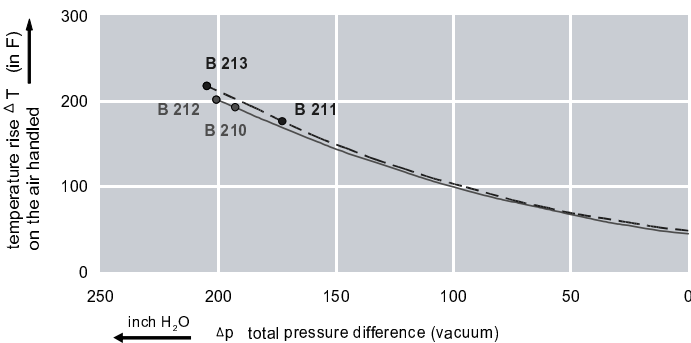
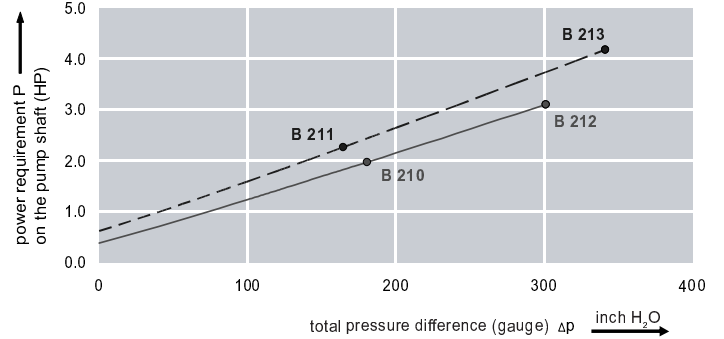
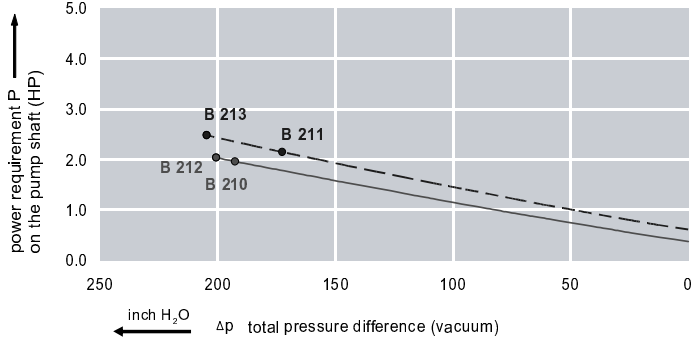
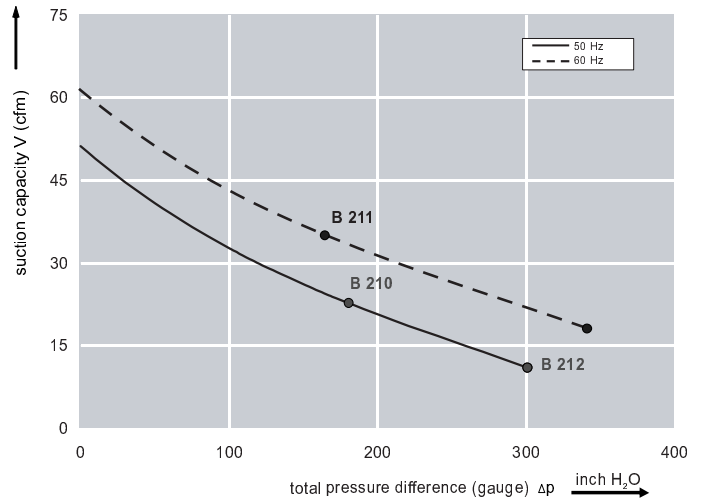


- Cooler running, outboard bearing provides maintenance-free operation
- Environmentally friendly oil-free technology
- Extremely quiet operation
- All motors are standard TEFC with Class F insulation, UL recognized, CE Compliant
Explosion-Proof motors available
- Custom construction blowers are available
- Rugged die cast aluminum construction

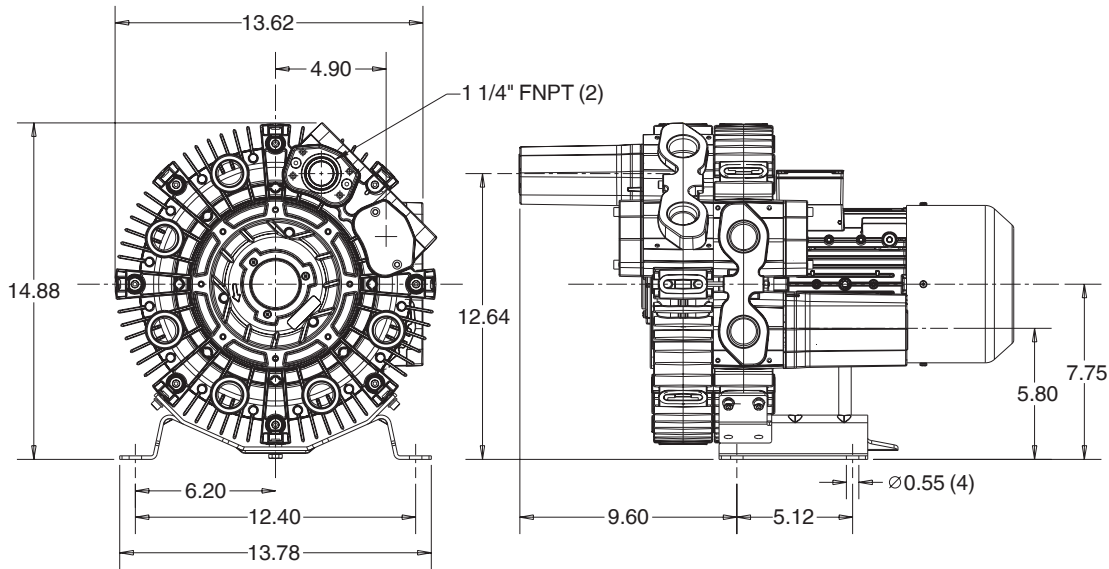
Performance curve for Vacuum pump



Performance curve for Compressor



Dimensions: (inches)



Recommended Accessories:

Relief valve:

VC51Z (Vacuum)
PC51Z (Pressure)

Filter:

ATF-125-1337
(Vacuum)
AFS-20-125-10
(Pressure)


Specifications subject to change without notice. Please contact factory for specification updates.

Selection & Ordering Data - Type 3BA7420

Curve No.	Order No.	Fre- quency Hz	Rated power HP	Input voltage V		Input current A		Permissible total differential pressure		Sound pressure level dB(A)	Weight lbs
								Vacuum inch H2O	Compressor inch H2O		
3~ 50/60 Hz IP55 insulation material class F											
B 210	3BA7420-0AT26	50	2.01	200D ... 240D	345Y ... 415Y	7.5D	4.3Y	-193	181	61	73
B 211	3BA7420-0AT26	60	2.35	220D ... 250D	415Y ... 460Y	7.5D	4.4Y	-173	165	66	73
B 212	3BA7420-0AT56	50	4.42	200D ... 240D	345Y ... 415Y	13.0D	7.5Y	-201	301	61	86
B 213	3BA7420-0AT56	60	5.09	220D ... 250D	415Y ... 460Y	13.5D	7.8Y	-205	341	66	86

Suitable for 208 Volt Operation

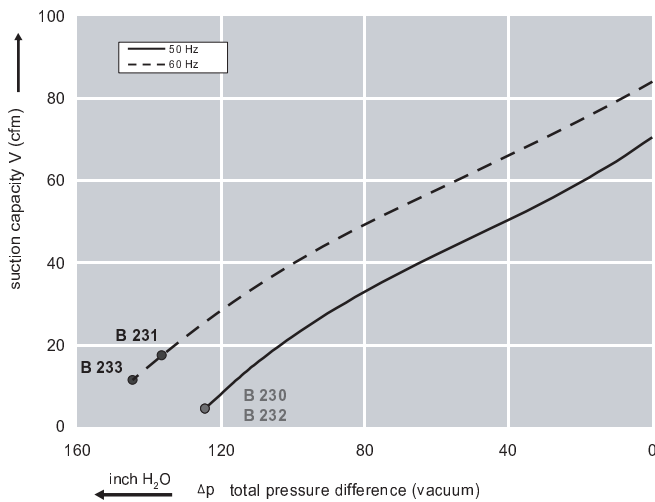
All curves are rated at 14.7 psia and 68° F ambient conditions and are reported in SCFM referenced to 68° F and 14.696 psia sea level conditions. Curve values are nominal, actual performance may vary by up to 10% of the values indicated. For inlet temperatures above approximately 80 °F or for handling gases other than air, please contact your Airtech sales representative for assistance.



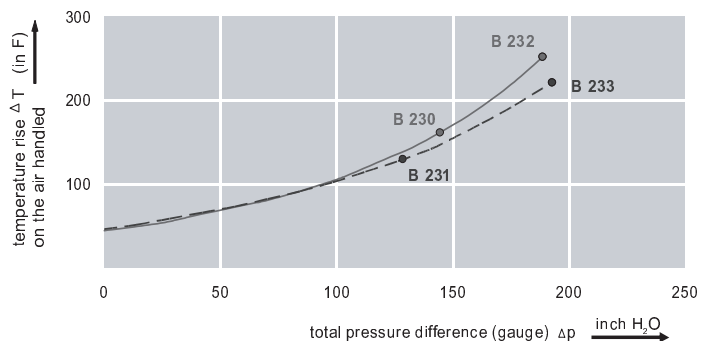
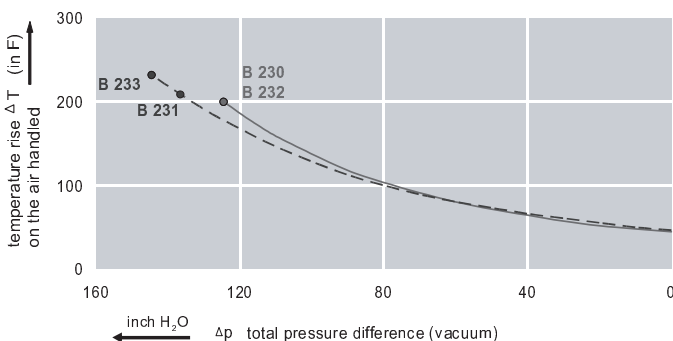
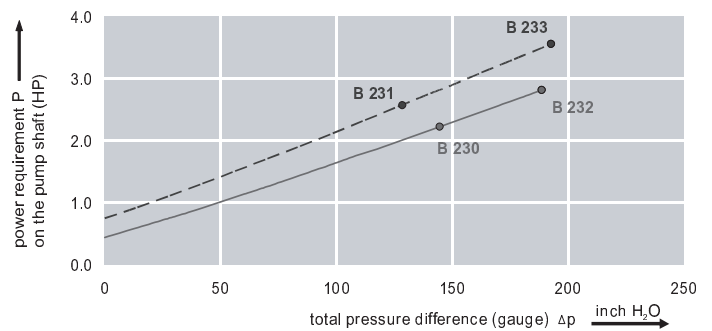
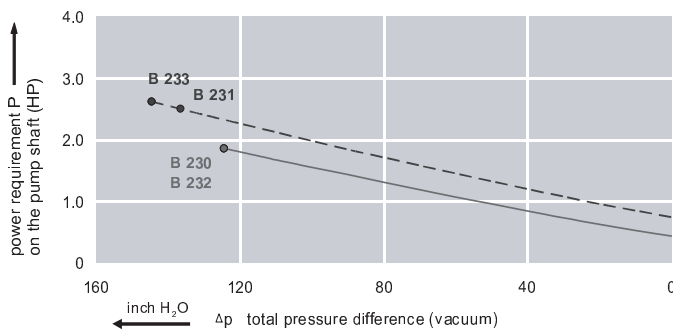
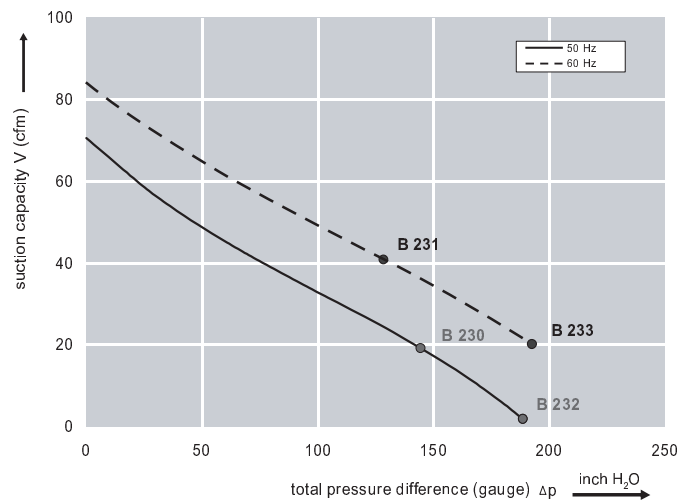
Features:

- Cooler running, outboard bearing provides maintenance-free operation
- Environmentally friendly oil-free technology
- Extremely quiet operation
- All motors are standard TEFC with Class F insulation, UL recognized, CE Compliant
Explosion-Proof motors available
- Custom construction blowers are available
- Rugged die cast aluminum construction

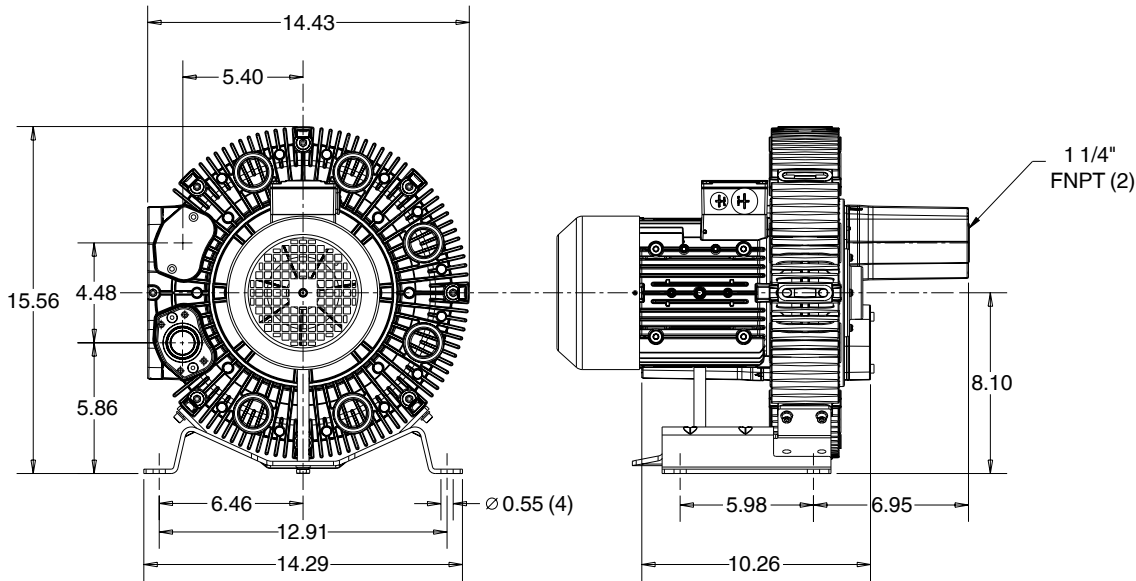
Performance curve for Vacuum pump



Performance curve for Compressor



Dimensions: (inches)



Recommended Accessories:

Relief valve:

VC51Z (Vacuum)
PC51Z (Pressure)

Filter:

ATF-125-1337
(Vacuum)
AFS-20-125-10
(Pressure)

Specifications subject to change without notice. Please contact factory for specification updates.


Selection & Ordering Data - Type 3BA7510

Curve No.	Order No.	Fre- quency	Rated power	Input voltage		Input current		Permissible total differential pressure		Sound pressure level	Weight
				Hz	HP	V	A	Vacuum inch H2O	Compressor inch H2O		
3~ 50/60 Hz IP55 insulation material class F											
B 230	3BA7510-0AT16	50	2.01	200D ... 240D	345Y ... 415Y	7.5D	4.3Y	-124	145	64	57
B 231	3BA7510-0AT16	60	2.75	220D ... 250D	415Y ... 460Y	7.5D	4.4Y	-136	128	68	57
B 232	3BA7510-0AT26	50	2.95	200D ... 240D	345Y ... 415Y	9.7D	5.6Y	-124	189	64	64
B 233	3BA7510-0AT26	60	3.42	220D ... 250D	415Y ... 460Y	9.0D	5.3Y	-145	193	68	64

Suitable for 208 Volt Operation

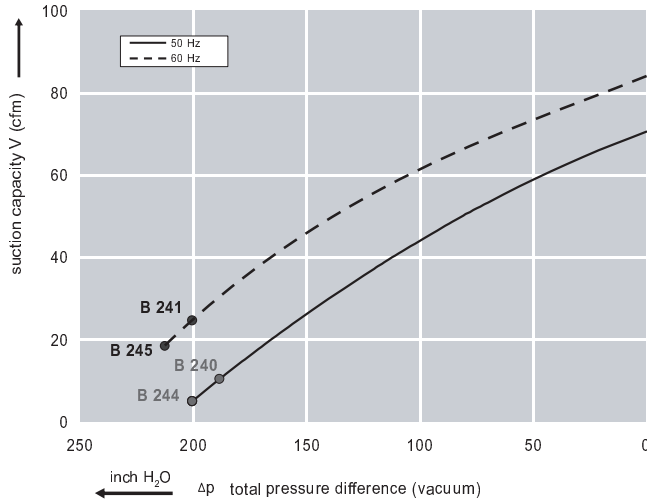
All curves are rated at 14.7 psia and 68°F ambient conditions and are reported in SCFM referenced to 68°F and 14.696 psia sea level conditions. Curve values are nominal, actual performance may vary by up to 10% of the values indicated. For inlet temperatures above approximately 80 °F or for handling gases other than air, please contact your Airtech sales representative for assistance.

Features:

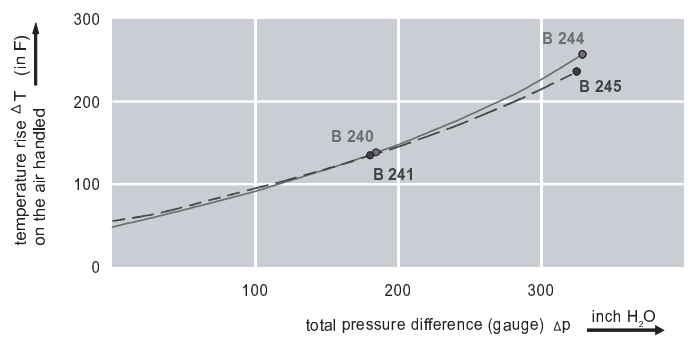
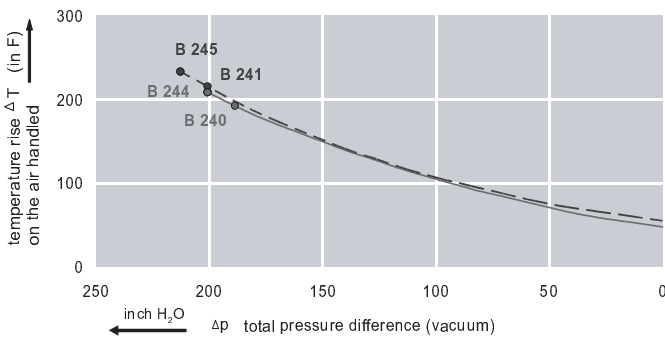
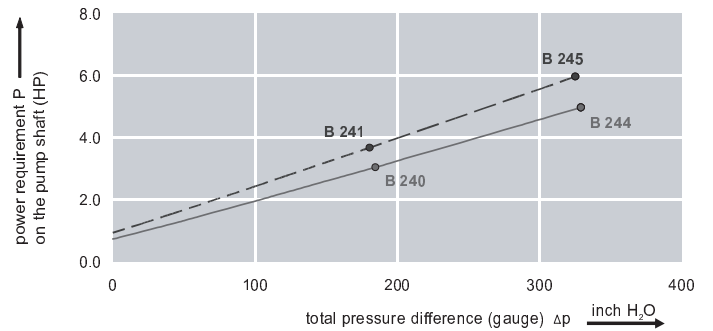
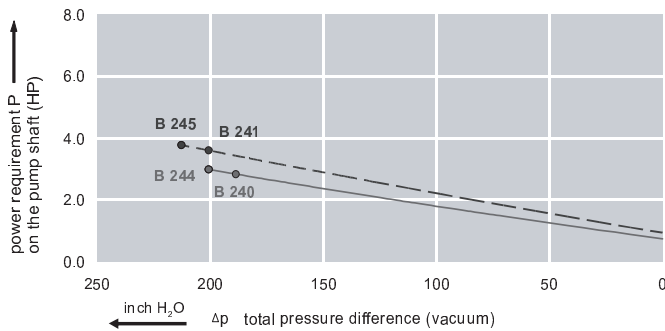
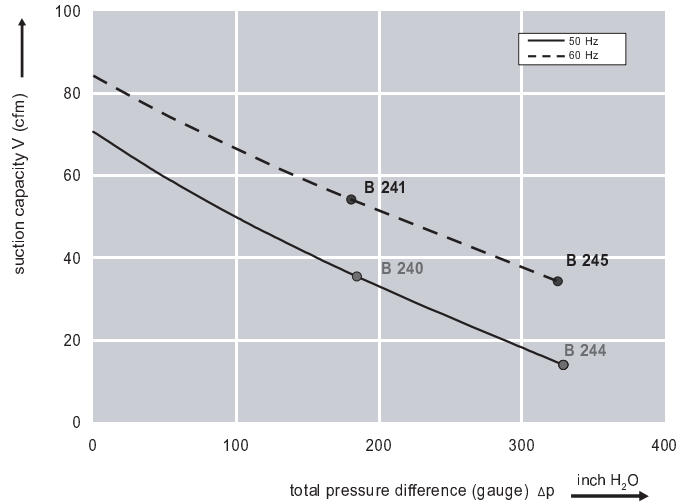


- Cooler running, outboard bearing provides maintenance-free operation
- Environmentally friendly oil-free technology
- Extremely quiet operation
- All motors are standard TEFC with Class F insulation, UL recognized, CE Compliant
Explosion-Proof motors available
- Custom construction blowers are available
- Rugged die cast aluminum construction

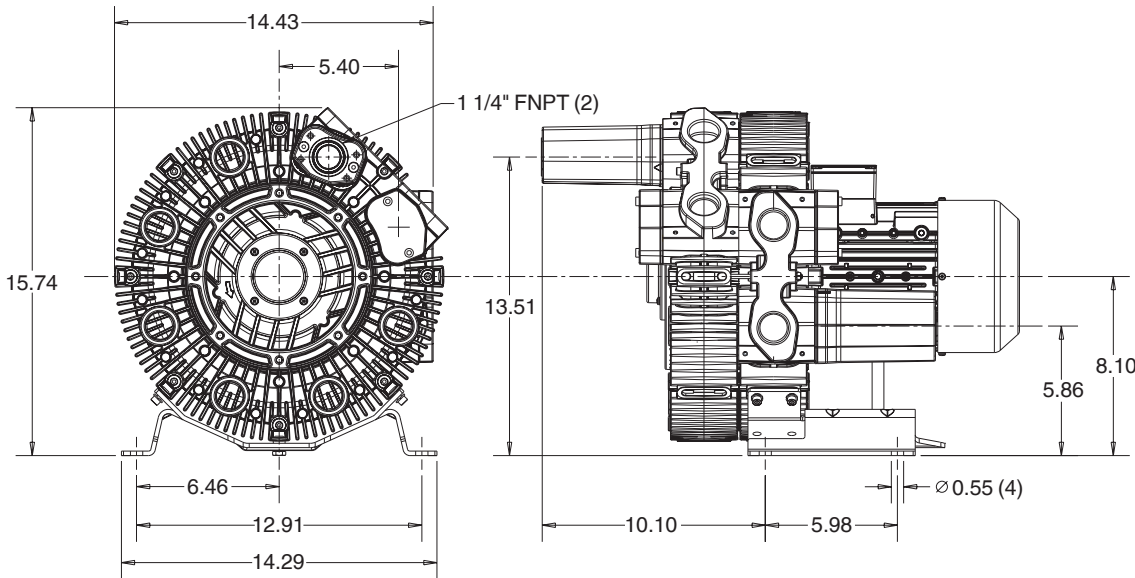
Performance curve for Vacuum pump



Performance curve for Compressor



Dimensions: (inches)



Recommended Accessories:

Relief valve:

VC51Z (Vacuum)
PC51Z (Pressure)

Filter:

ATF-125-1337
(Vacuum)
AFS-20-125-10
(Pressure)

Specifications subject to change without notice. Please contact factory for specification updates.


Selection & Ordering Data - Type 3BA7520

Curve No.	Order No.	Fre- quency Hz	Rated power HP	Input voltage		Input current		Permissible total differential pressure		Sound pressure level dB(A)	Weight lbs
				V		A		Vacuum inch H2O	Compressor inch H2O		
3~ 50/60 Hz IP55 insulation material class F											
B 240	3BA7520-0AT26	50	2.95	200D ... 240D	345Y ... 415Y	9.7D	5.6Y	-189	185	64	88
B 241	3BA7520-0AT26	60	3.42	220D ... 250D	415Y ... 460Y	9.0D	5.3Y	-201	181	70	88
B 244	3BA7520-0AT76	50	5.36	200D ... 240D	345Y ... 415Y	15.5D	9.0Y	-201	329	65	112
B 245	3BA7520-0AT76	60	6.17	220D ... 250D	415Y ... 460Y	16.5D	9.5Y	-213	325	71	112

Suitable for 208 Volt Operation

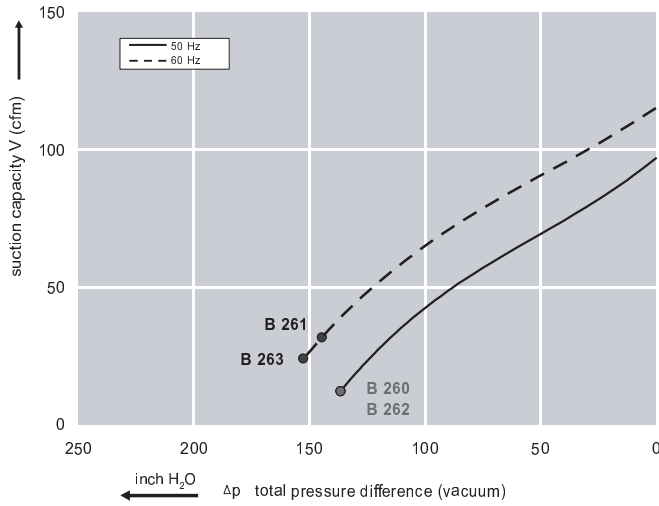
All curves are rated at 14.7 psia and 68° F ambient conditions and are reported in SCFM referenced to 68° F and 14.696 psia sea level conditions. Curve values are nominal, actual performance may vary by up to 10% of the values indicated. For inlet temperatures above approximately 80 °F or for handling gases other than air, please contact your Airtech sales representative for assistance.

Features:

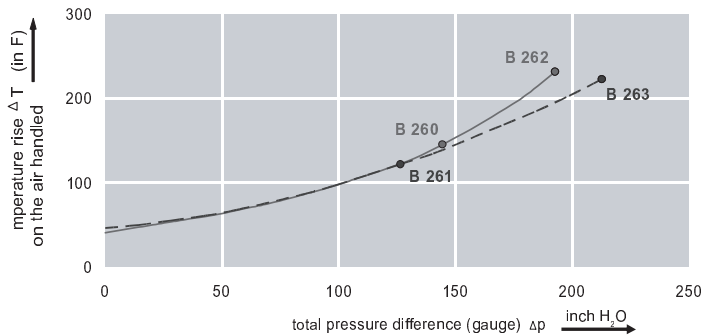
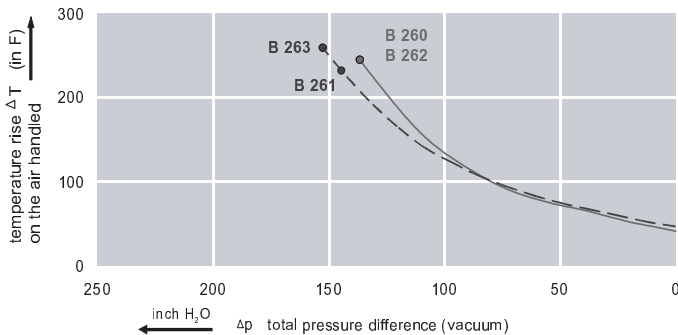
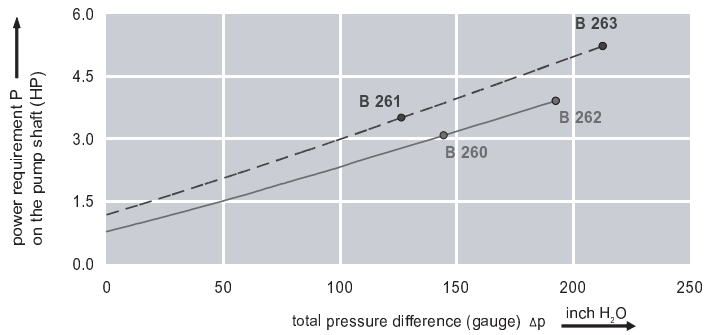
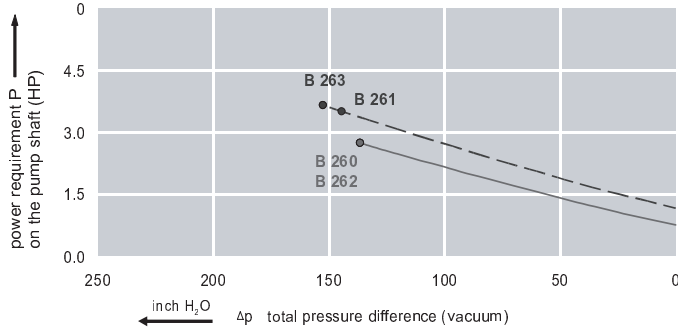
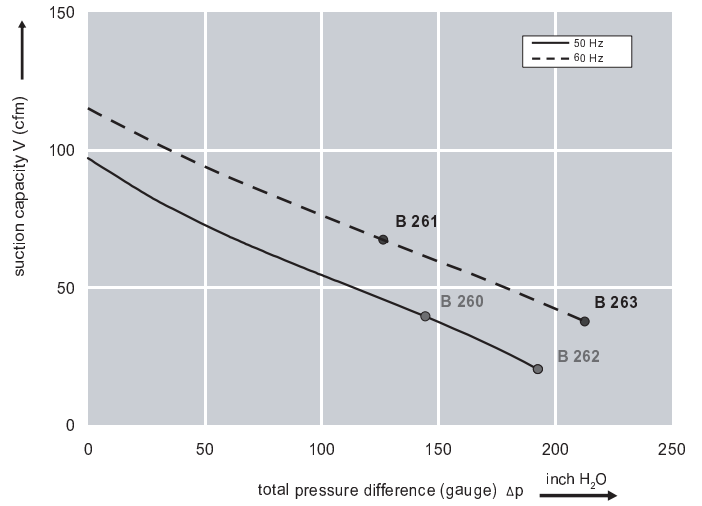


- Cooler running, outboard bearing provides maintenance-free operation
- Environmentally friendly oil-free technology
- Extremely quiet operation
- All motors are standard TEFC with Class F insulation, UL recognized, CE Compliant
Explosion-Proof motors available
- Custom construction blowers are available
- Rugged die cast aluminum construction

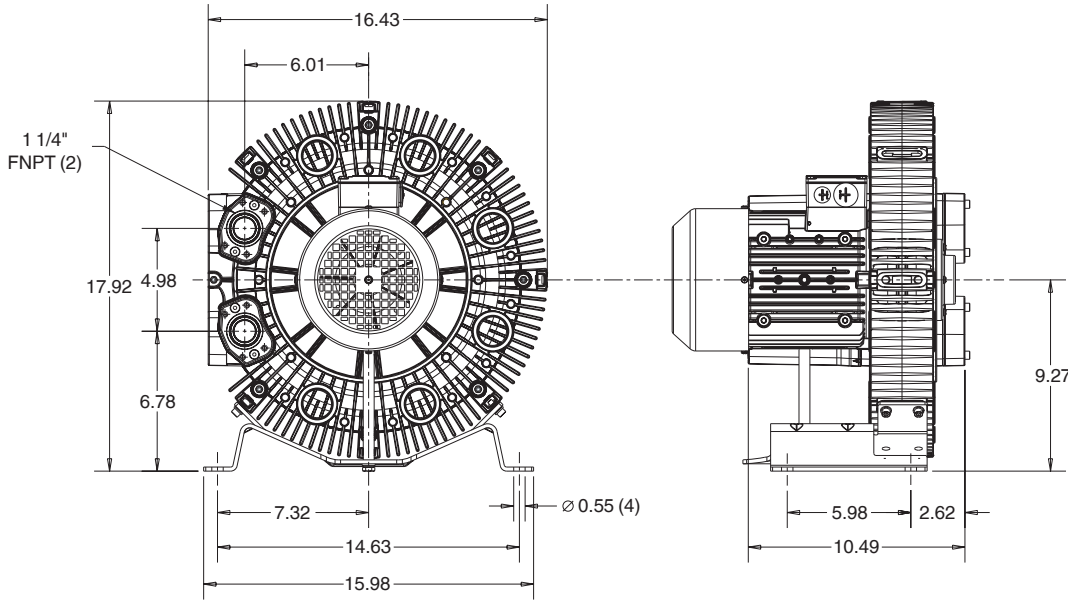
Performance curve for Vacuum pump



Performance curve for Compressor



Dimensions: (inches)



Recommended Accessories:

Relief valve:

VC51Z (Vacuum)
PC51Z (Pressure)

Filter:

ATF-125-1337
(Vacuum)
AFS-20-125-10
(Pressure)

Specifications subject to change without notice. Please contact factory for specification updates.


Selection & Ordering Data - Type 3BA7610

Curve No.	Order No.	Fre- quency Hz	Rated power HP	Input voltage		Input current		Permissible total differential pressure		Sound pressure level dB(A)	Weight lbs
				V		A		Vacuum inch H2O	Compressor inch H2O		
3~ 50/60 Hz IP55 insulation material class F											
B 260	3BA7610-0AT16	50	2.95	200D ... 240D	345Y ... 415Y	9.7D	5.6Y	-136	145	65	70
B 261	3BA7610-0AT16	60	3.42	220D ... 250D	415Y ... 460Y	9.0D	5.3Y	-145	126	71	70
B 262	3BA7610-0AT36	50	4.42	200D ... 240D	345Y ... 415Y	13.0D	7.5Y	-136	193	65	77
B 263	3BA7610-0AT36	60	5.09	220D ... 250D	415Y ... 460Y	13.5D	7.8Y	-153	213	71	77

Suitable for 208 Volt Operation

All curves are rated at 14.7 psia and 68°F ambient conditions and are reported in SCFM referenced to 68°F and 14.696 psia sea level conditions. Curve values are nominal, actual performance may vary by up to 10% of the values indicated. For inlet temperatures above approximately 80 °F or for handling gases other than air, please contact your Airtech sales representative for assistance.

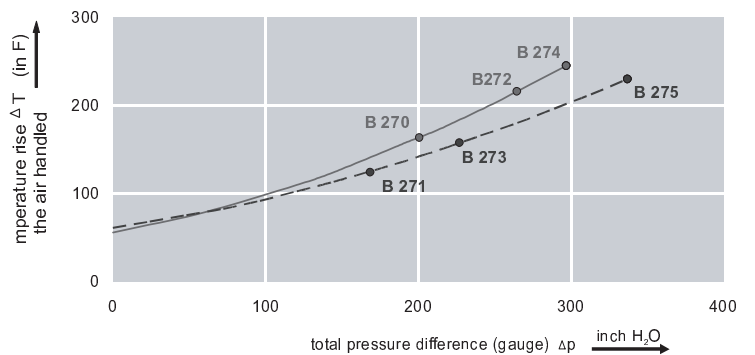
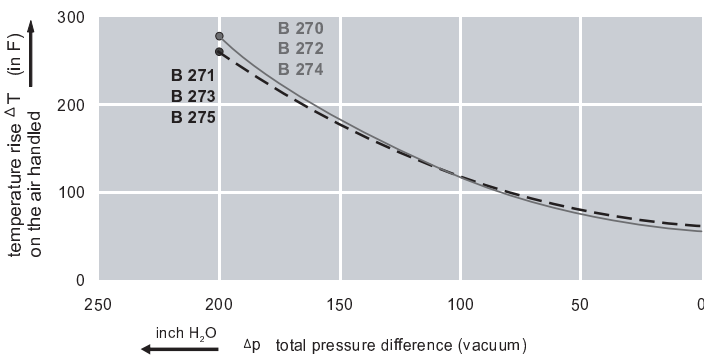
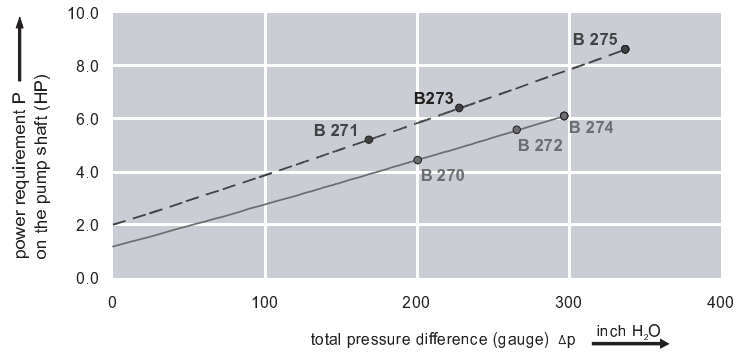
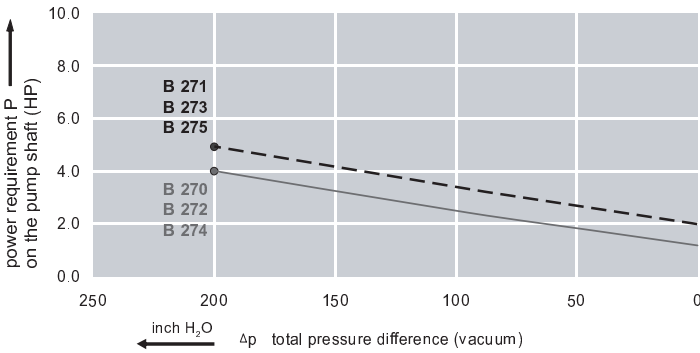
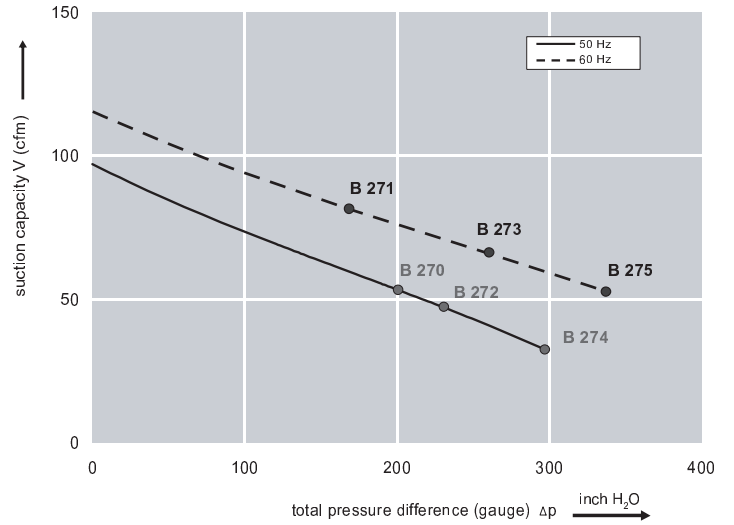
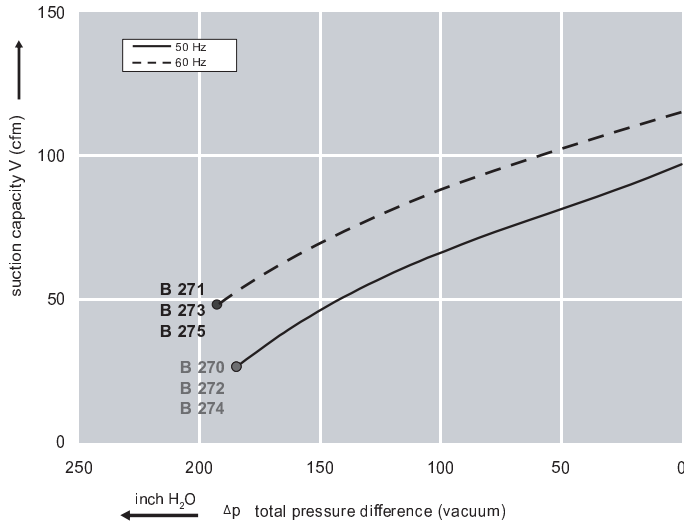
Features:



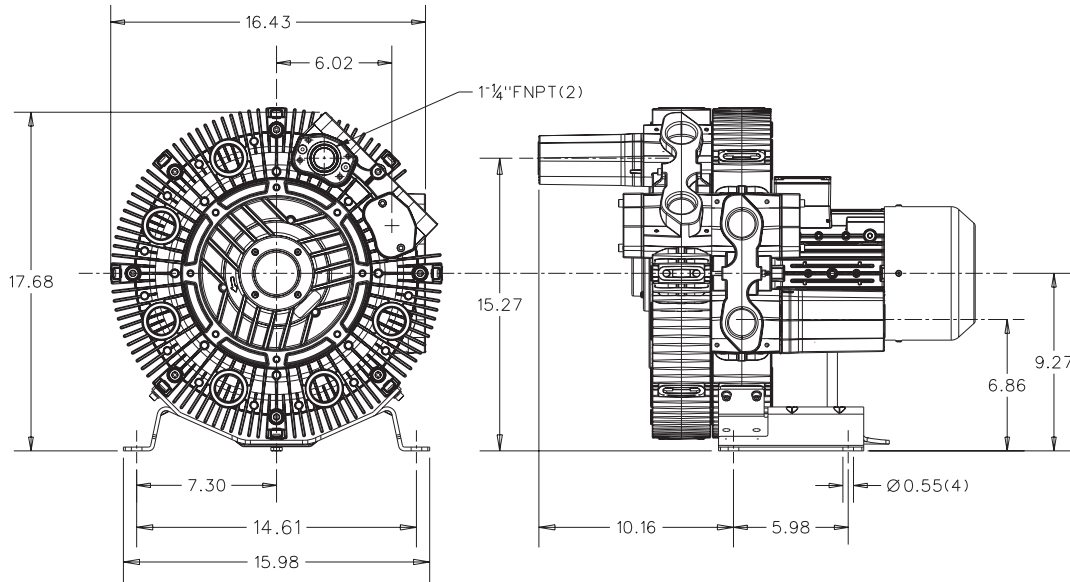
- Cooler running, outboard bearing provides maintenance-free operation
- Environmentally friendly oil-free technology
- Extremely quiet operation
- All motors are standard TEFC with Class F insulation, UL recognized, CE Compliant
Explosion-Proof motors available
- Custom construction blowers are available
- Rugged die cast aluminum construction

Performance curve for Vacuum pump

Performance curve for Compressor



Dimensions: (inches)



Recommended Accessories:

Relief valve:

VC51Z (Vacuum)
PC51Z (Pressure)

Filter:

ATF-125-1337
(Vacuum)
AFS-20-125-10
(Pressure)

Specifications subject to change without notice. Please contact factory for specification updates.

Selection & Ordering Data - Type 3BA7620

Curve No.	Order No.	Fre- quency Hz	Rated power HP	Input voltage		Input current A	Permissible total differential pressure		Sound pressure level dB(A)	Weight lbs	
				V			Vacuum inch H2O	Compressor inch H2O			
3~ 50/60 Hz IP55 insulation material class F											
B 270	3BA7620-0AT36	50	4.42	200D ... 240D	345Y ... 415Y	13.0D	7.5Y	-200	201	67	106
B 271	3BA7620-0AT36	60	5.09	220D ... 250D	415Y ... 460Y	13.5D	7.8Y	-200	169	71	106
B 272	3BA7620-0AT46	50	5.4	200D ... 240D	345Y ... 415Y	15.8D	9.1Y	-200	230	67	129
B 273	3BA7620-0AT46	60	6.2	220D ... 250D	415Y ... 460Y	16.3D	9.5Y	-200	260	71	129
B 274	3BA7620-0AT56	50	7.37	200D ... 240D	345Y ... 415Y	19.9 D	11.5Y	-200	297	68	143
B 275	3BA7620-0AT56	60	8.84	220D ... 250D	415Y ... 460Y	22.5D	12.6Y	-200	337	72	143

Suitable for 208 Volt Operation

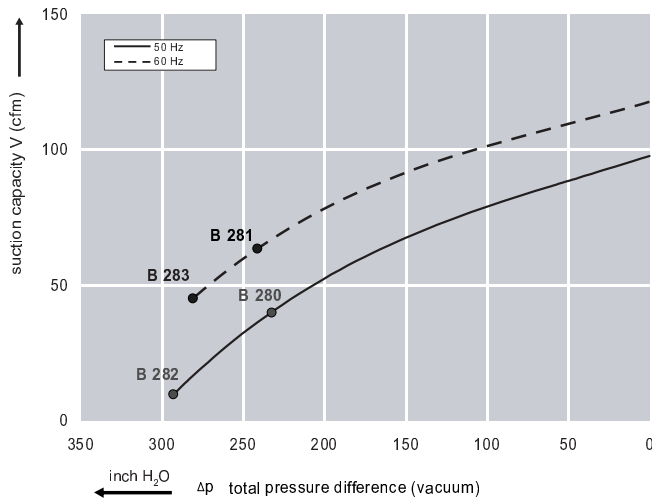
All curves are rated at 14.7 psia and 68°F ambient conditions and are reported in SCFM referenced to 68°F and 14.696 psia sea level conditions. Curve values are nominal, actual performance may vary by up to 10% of the values indicated. For inlet temperatures above approximately 80 °F or for handling gases other than air, please contact your Airtech sales representative for assistance.

Features:

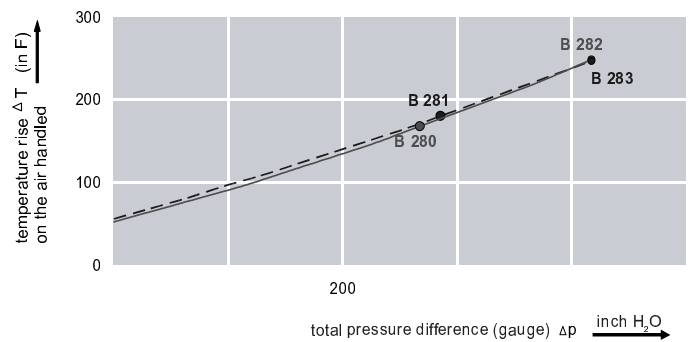
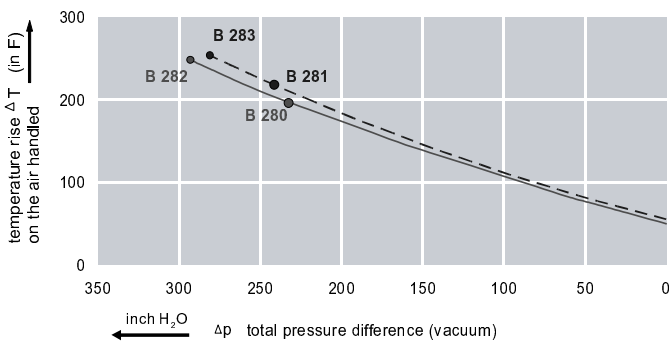
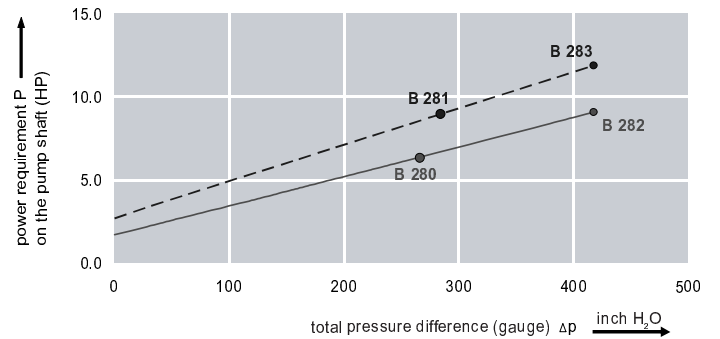
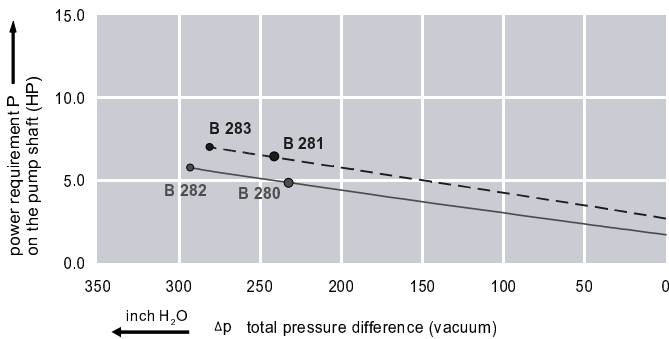
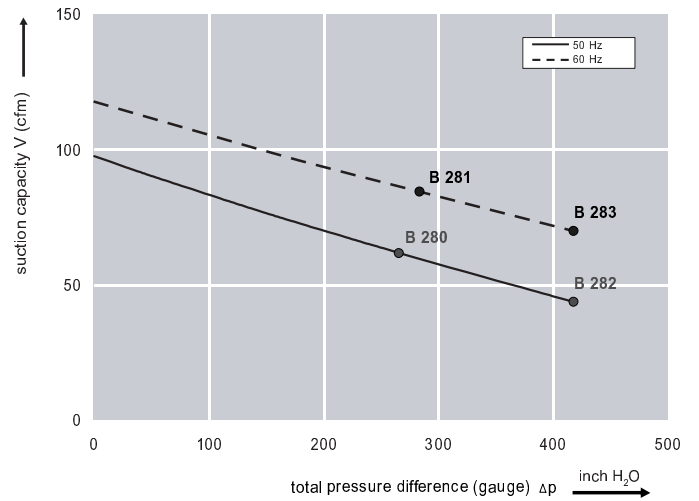


- Cooler running, outboard bearing provides maintenance-free operation
- Environmentally friendly oil-free technology
- Extremely quiet operation
- All motors are standard TEFC with Class F insulation, UL recognized, CE Compliant
Explosion-Proof motors available
- Custom construction blowers are available
- Rugged die cast aluminum construction

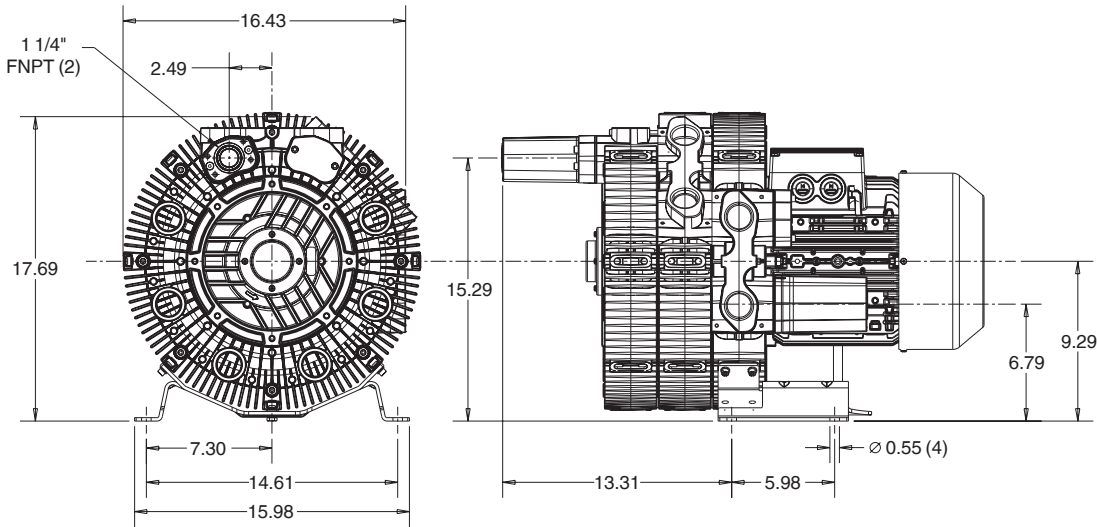
Performance curve for Vacuum pump



Performance curve for Compressor



Dimensions: (inches)



Recommended Accessories:

Relief valve:

VC51Z (Vacuum)
PC51Z (Pressure)

Filter:

ATF-125-1337
(Vacuum)
AFS-20-125-10
(Pressure)


Specifications subject to change without notice. Please contact factory for specification updates.

Selection & Ordering Data - Type 3BA7630

Curve No.	Order No.	Fre- quency Hz	Rated power HP	Input voltage		Input current A	Permissible total differential pressure		Sound pressure level dB(A)	Weight lbs	
				V			Vacuum inch H2O	Compressor inch H2O			
3~ 50/60 Hz IP55 insulation material class F											
B 280	3BA7630-0AT56	50	7.4	200D ... 240D	345Y ... 415Y	19.9D	11.5Y	-237	265	72	189
B 281	3BA7630-0AT56	60	8.4	220D ... 250D	415Y ... 460Y	21.0D	12.0Y	-241	281	76	189
B 282	3BA7630-0AT66	50	10.05	200D ... 240D	345Y ... 415Y	29.0D	16.7Y	-293	418	72	189
B 283	3BA7630-0AT66	60	11.52	220D ... 250D	415Y ... 460Y	27.5D	15.0Y	-281	418	76	189

Suitable for 208 Volt Operation

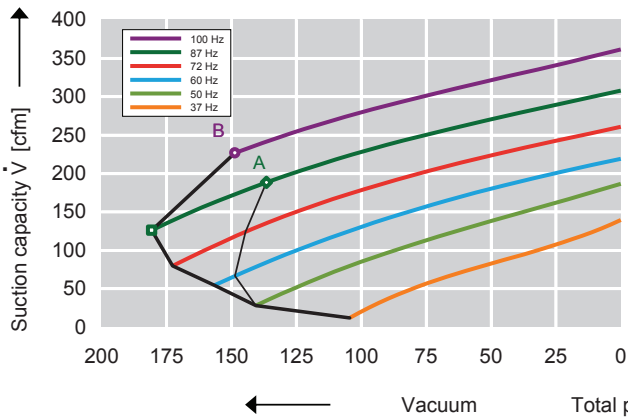
All curves are rated at 14.7 psia and 68° F ambient conditions and are reported in SCFM referenced to 68° F and 14.696 psia sea level conditions. Curve values are nominal, actual performance may vary by up to 10% of the values indicated. For inlet temperatures above approximately 80 °F or for handling gases other than air, please contact your Airtech sales representative for assistance.



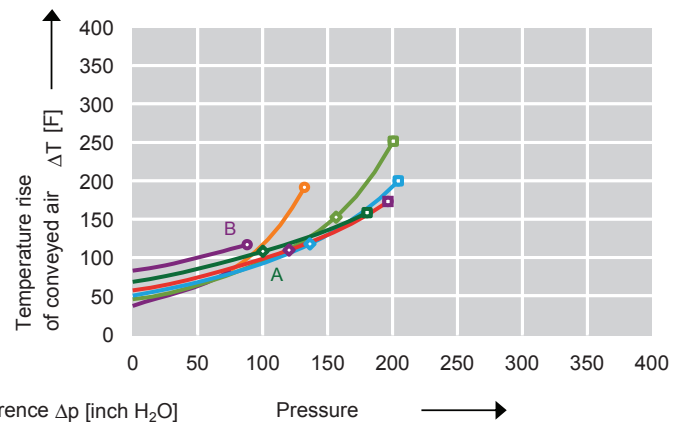
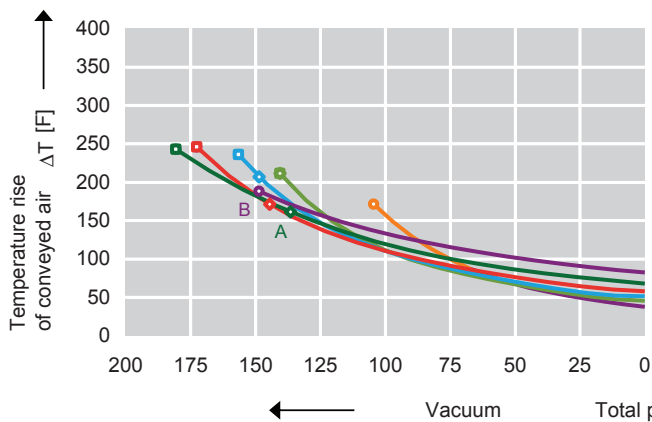
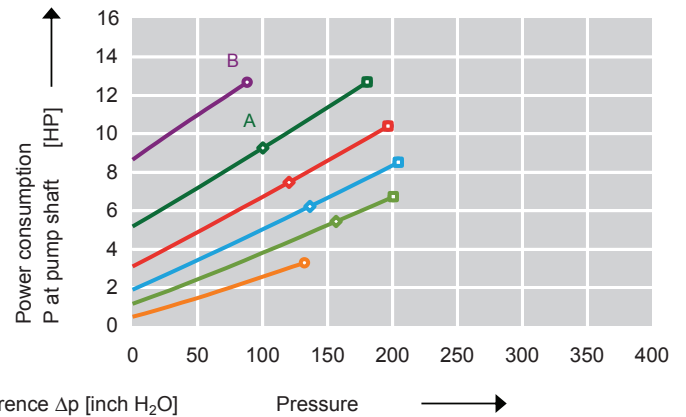
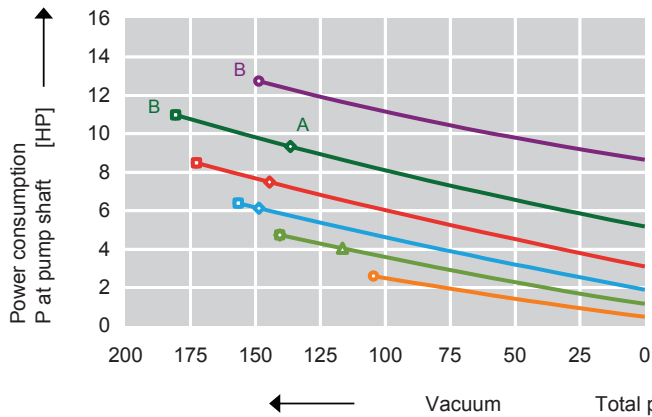
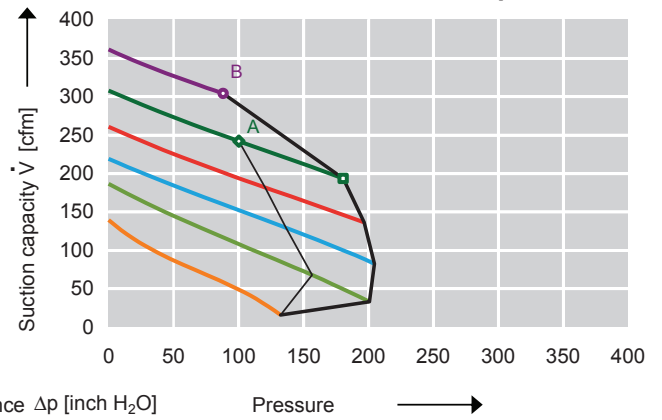
Features:

- Cooler running, outboard bearing provides maintenance-free operation
- Environmentally friendly oil-free technology
- Extremely quiet operation
- All motors are standard TEFC with Class F insulation, UL recognized, CE Compliant
Explosion-Proof motors available
- Custom construction blowers are available
- Rugged die-cast aluminum construction

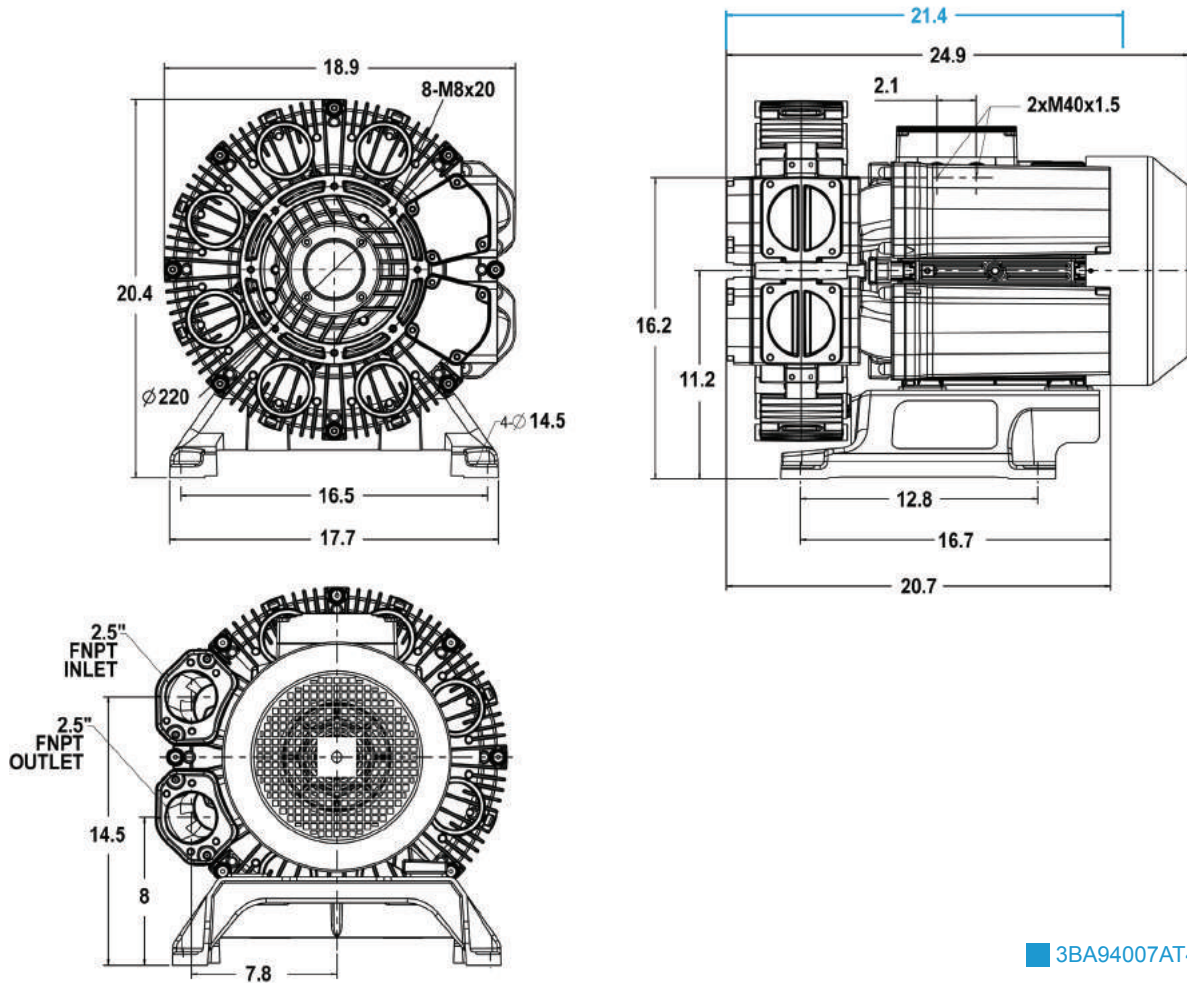
Performance Curve for Vacuum



Performance Curve for Compressor



Dimensions



3BA94007AT46

Selection & Ordering Data - Type 3BA9400

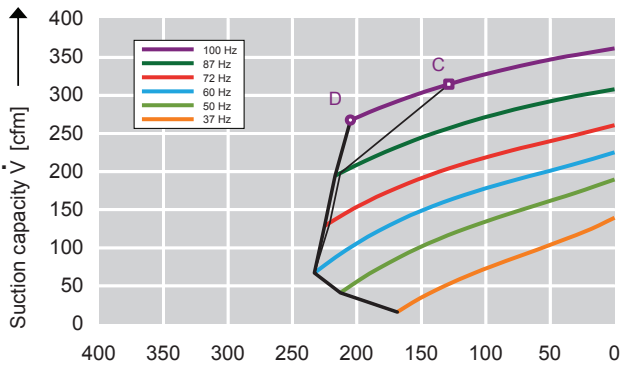
Curve Letter	Order Number	Frequency (Hz)	Rated Power (HP)	Input Voltage (V)		Input Current (A)	Permissible Total Differential Pressure		Sound Level dB(A)	Weight (lbs)
							Vacuum Inch H2O	Pressure Inch H2O		
1~50/60 IP155 insulation material class F										
A	3BA94007AT46	50	5.40	200D...240D	345Y...415Y	8.4D/4.8Y	-140	156	66	170
A	3BA94007AT46	60	6.10	220D...250D	415Y...460Y	8.2D/4.71Y	-148	136	70	170
A	3BA94007AT46	87	9.25	345D...415D		15.1D	-136	100	82	170
B	3BA94007AT66	50	7.37	200D...240D	345Y...415Y	22.2D/11.01Y	-140	200	70	220
B	3BA94007AT66	60	8.40	220D...250D	415Y...460Y	22.0D/11.01Y	-156	204	70	220
B	3BA94007AT66	100	12.70	345D...415D		20.0D	-148	88	83	220



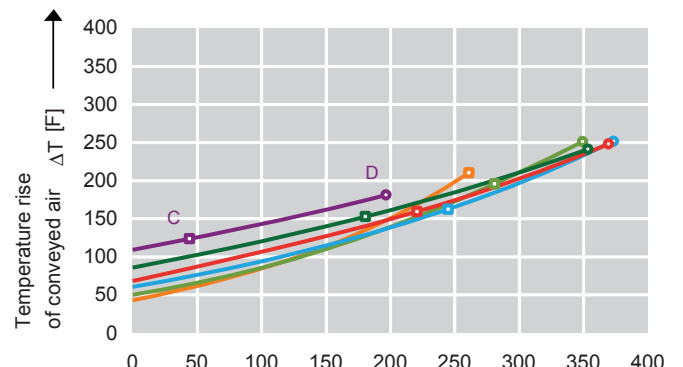
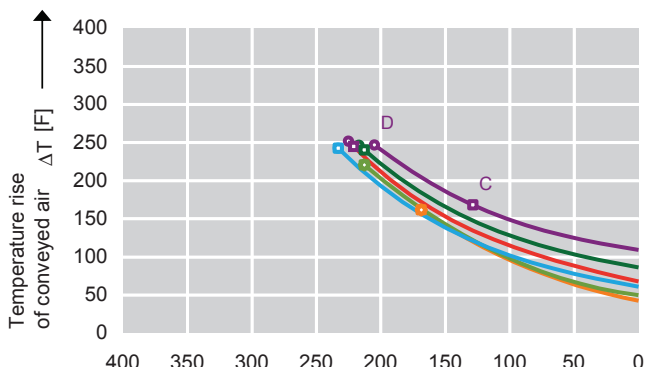
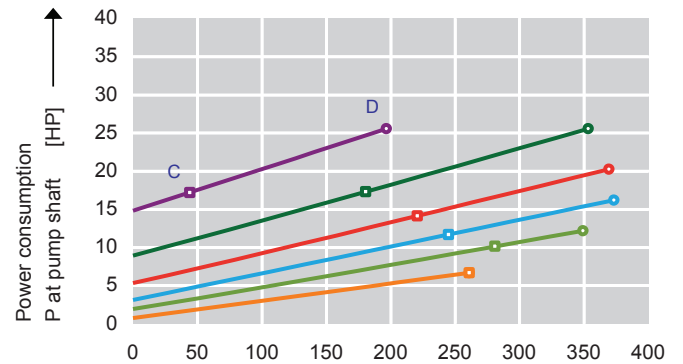
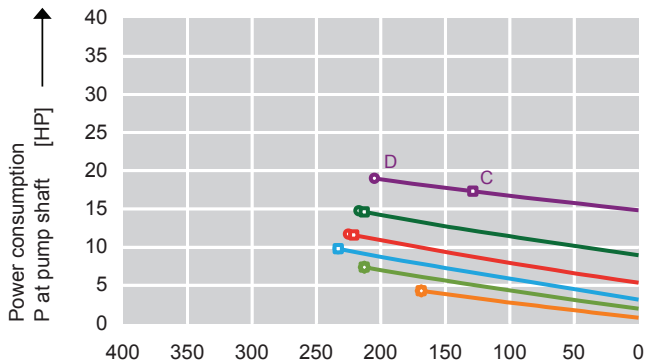
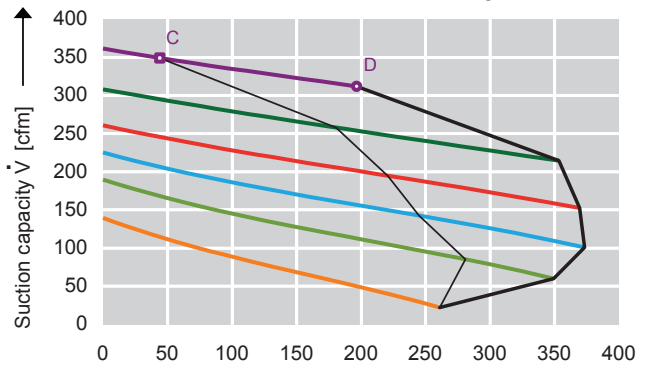
Features:

- Cooler running, outboard bearing provides maintenance-free operation
- Environmentally friendly oil-free technology
- Extremely quiet operation
- All motors are standard TEFC with Class F insulation, UL recognized, CE Compliant
Explosion-Proof motors available
- Custom construction blowers are available
- Rugged die-cast aluminum construction

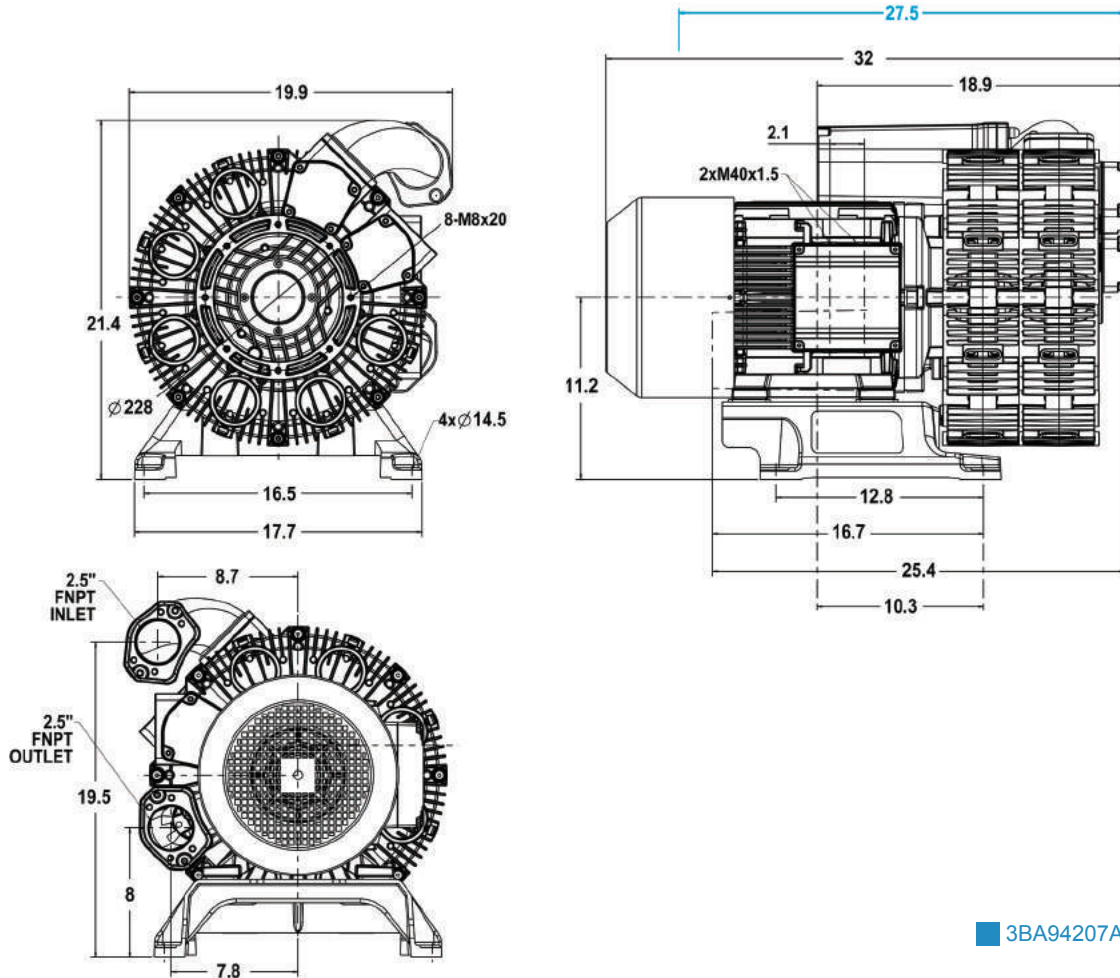
Performance Curve for Vacuum



Performance Curve for Compressor




Dimensions



■ 3BA94207AT56

Selection & Ordering Data - Type 3BA9420

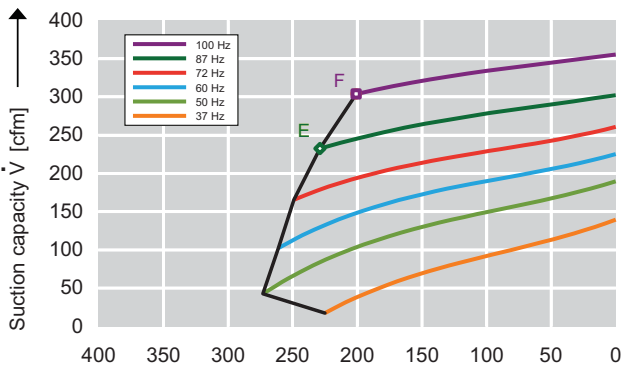
Curve Letter	Order Number	Frequency (Hz)	Rated Power (HP)	Input Voltage (V)	Input Current (A)	Permissible Total Differential Pressure		Sound Level dB(A)	Weight (lbs)	
						Vacuum Inch H2O	Pressure Inch H2O			
1~50/60 IP155 insulation material class F										
C	3BA94207AT56	50	10.05	200D...240D	345Y...415Y	26.0D/15.0Y	-212	281	69	278
C	3BA94207AT56	60	11.50	220D...250D	415Y...460Y	26.2D/15.1Y	-233	245	73	278
C	3BA94207AT56	100	17.30	345D...415D		25.5D	-121	44	75	278
D	3BA94207AT76	50	14.75	200D...240D	345Y...415Y	38.0D/22.0Y	-212	349	69	328
D	3BA94207AT76	60	16.90	220D...250D	415Y...460Y	38.0D/22.0Y	-233	373	73	328
D	3BA94207AT76	100	25.50	345D...415D		39.5D	-204	196	75	328



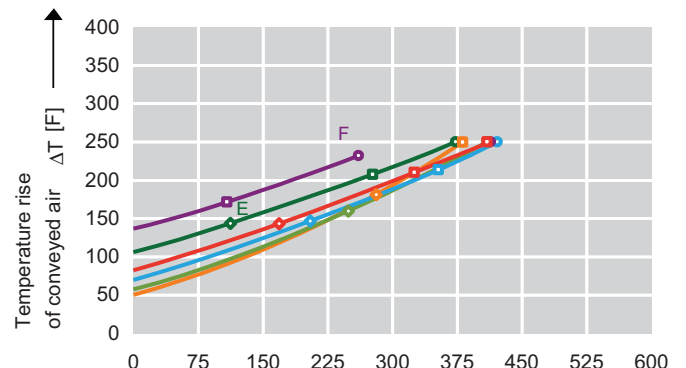
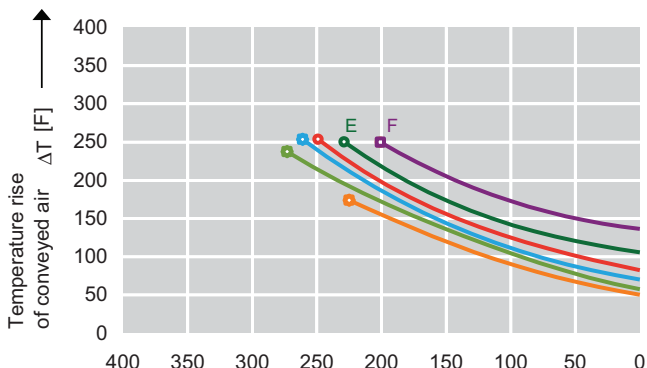
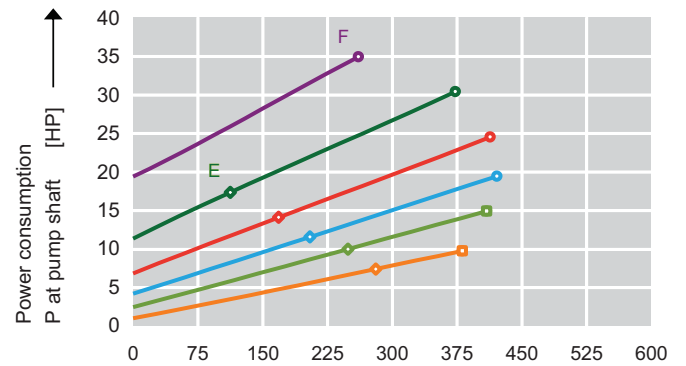
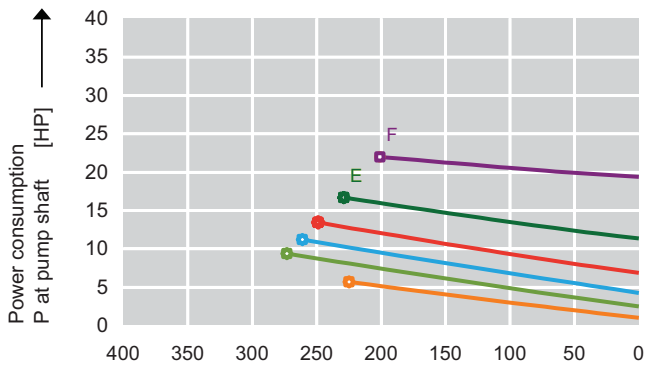
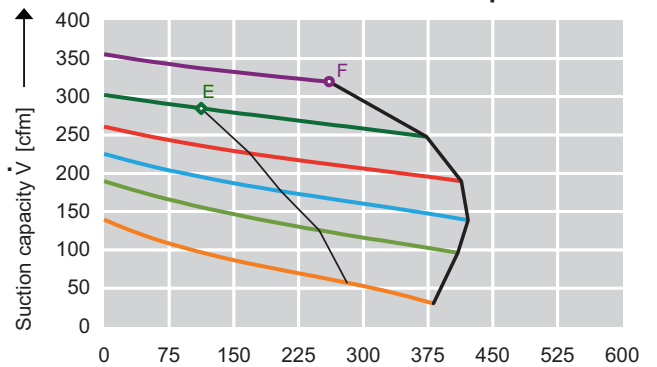
Features:

- Cooler running, outboard bearing provides maintenance-free operation
- Environmentally friendly oil-free technology
- Extremely quiet operation
- All motors are standard TEFC with Class F insulation, UL recognized, CE Compliant
Explosion-Proof motors available
- Custom construction blowers are available
- Rugged die-cast aluminum construction

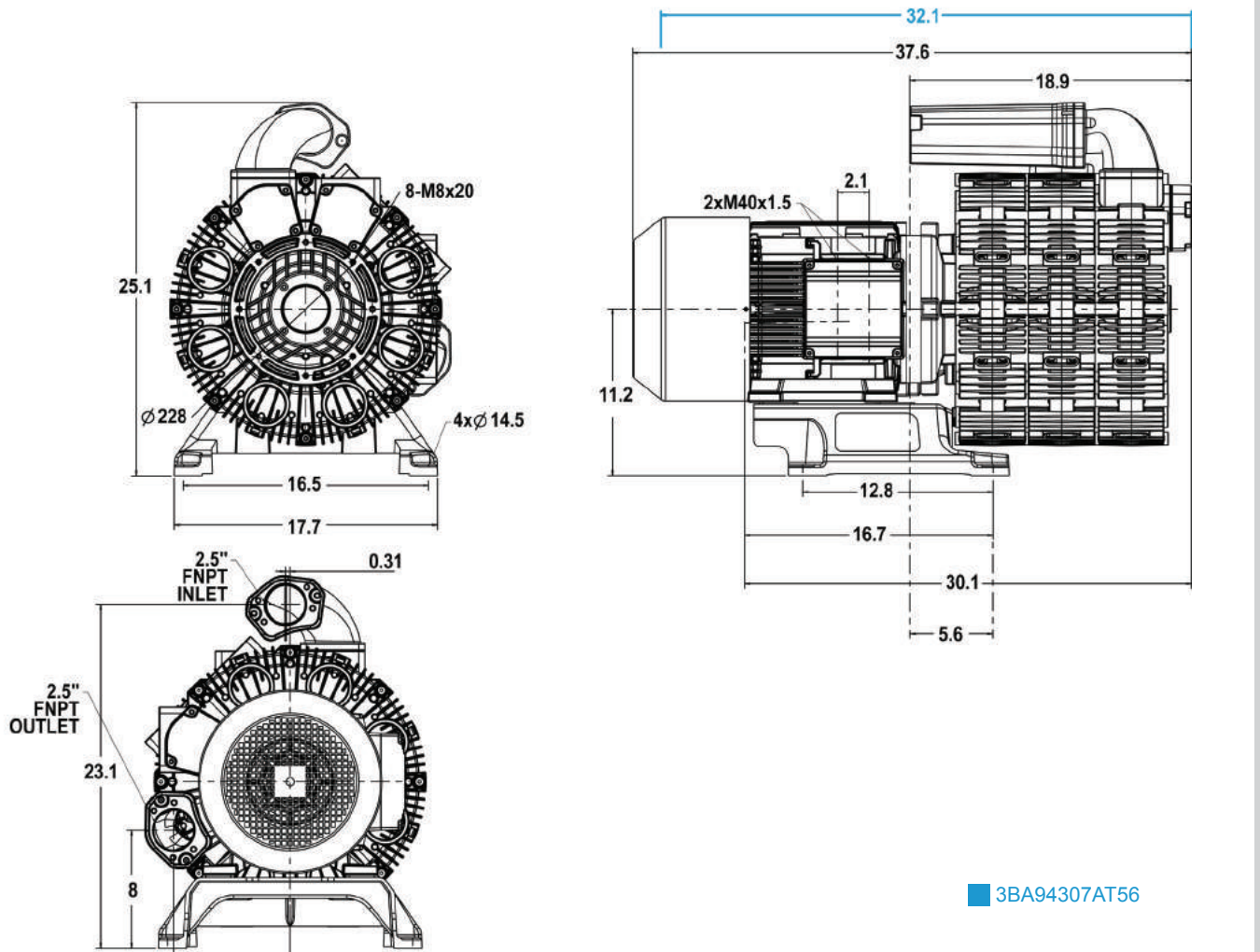
Performance Curve for Vacuum



Performance Curve for Compressor




Dimensions



Selection & Ordering Data - Type 3BA9430

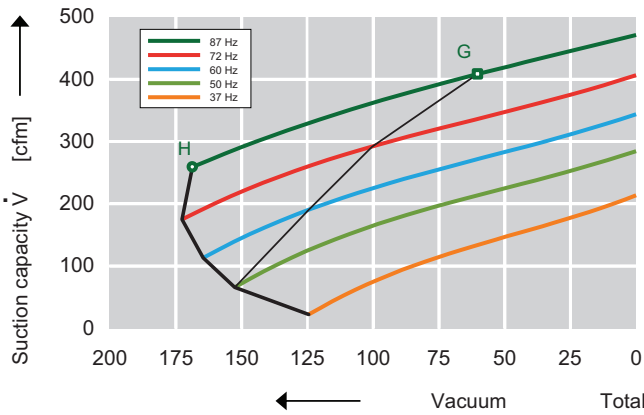
Curve Letter	Order Number	Frequency (Hz)	Rated Power (HP)	Input Voltage (V)		Input Current (A)	Permissible Total Differential Pressure		Sound Level dB(A)	Weight (lbs)
							Vacuum Inch H2O	Pressure Inch H2O		
1~50/60 IP155 insulation material class F										
E	3BA94307AT56	50	10.05	200D...240D	345Y...415Y	26.0D/15.0Y	-273	249	70	358
E	3BA94307AT56	60	11.50	220D...250D	415Y...460Y	26.2D/15.1Y	-261	204	74	358
E	3BA94307AT56	87	17.30	345D...415D		26.5D	-229	112	83	358
F	3BA94307AT86	50	20.10	200D...240D	345Y...415Y	53.0D/31.0Y	-273	409	70	428
F	3BA94307AT86	60	23.20	220D...250D	415Y...460Y	53.0D/30.5Y	-261	421	74	428
F	3BA94307AT86	100	34.80	345D...415D		51.5D	-200	261	83	428



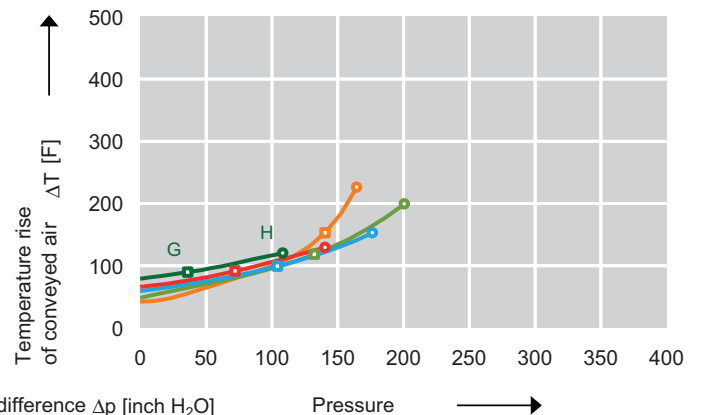
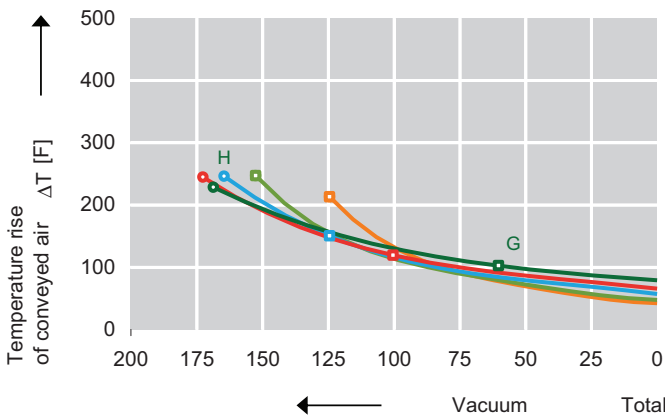
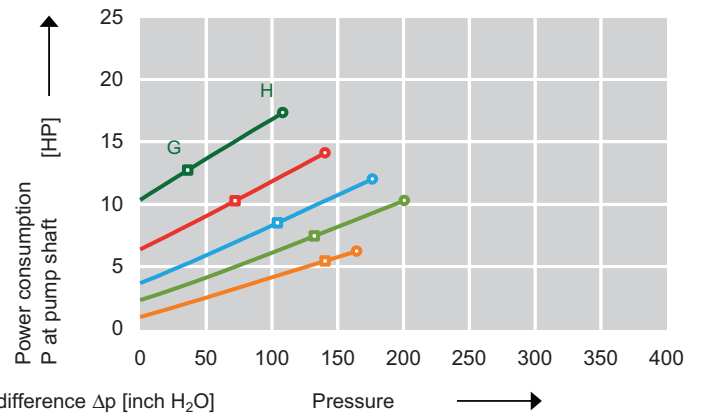
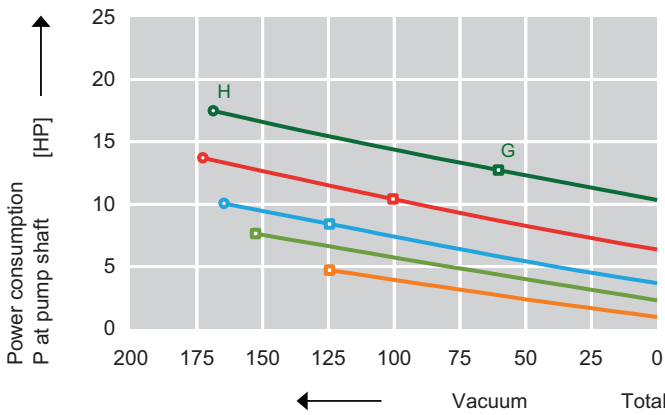
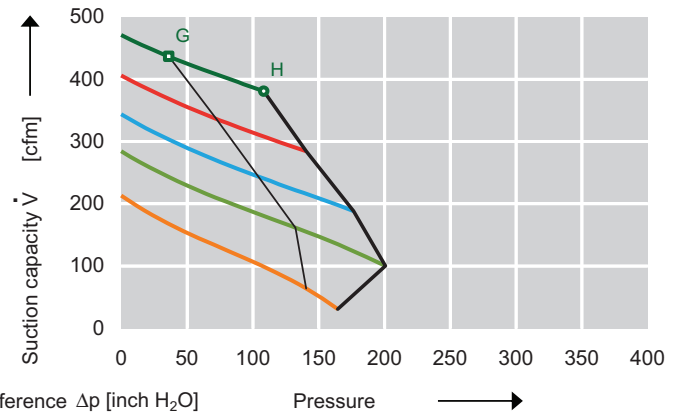
Features:

- Cooler running, outboard bearing provides maintenance-free operation
- Environmentally friendly oil-free technology
- Extremely quiet operation
- All motors are standard TEFC with Class F insulation, UL recognized, CE Compliant
Explosion-Proof motors available
- Custom construction blowers are available
- Rugged die-cast aluminum construction

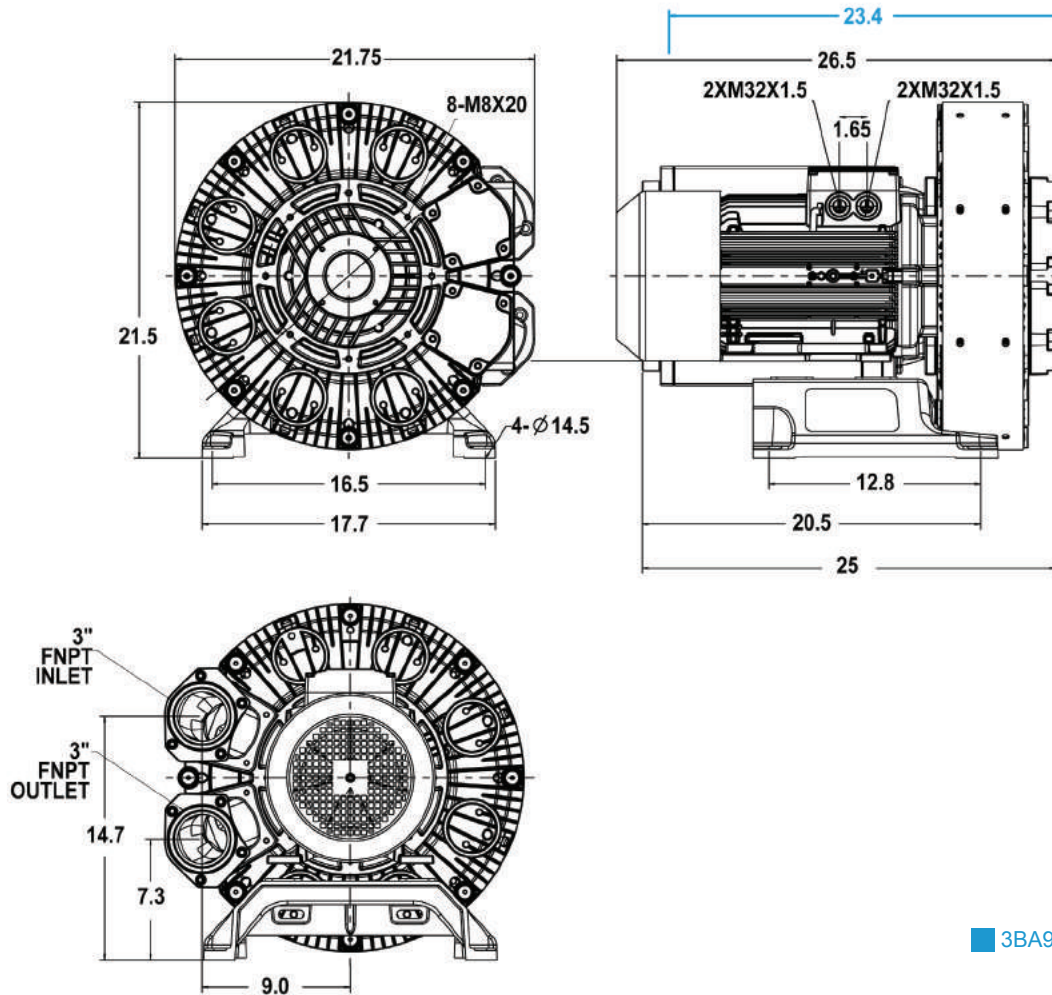
Performance Curve for Vacuum



Performance Curve for Compressor



Dimensions



3BA96007AT66

Selection & Ordering Data - Type 3BA9600

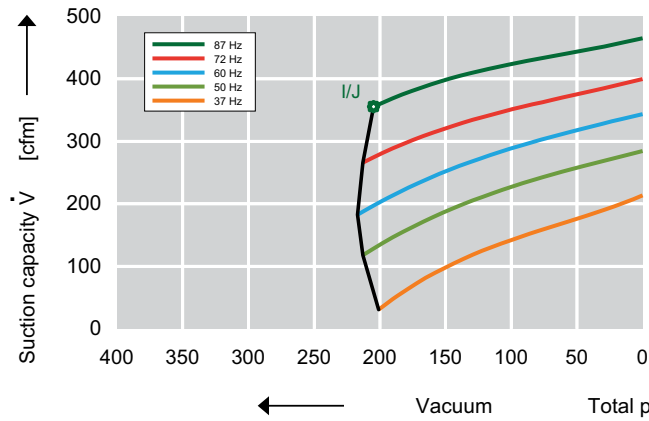
Curve Number	Order Number	Frequency (Hz)	Rated Power (HP)	Input Voltage (V)		Input Current (A)	Permissible Total Differential Pressure		Sound Level dB(A)	Weight (lbs)
							Vacuum Inch H2O	Pressure Inch H2O		
1~50/60 IP155 insulation material class F										
C 140	3BA96007AT56	50	10.05	200D...240D	345Y...415Y	26.0D/15.0Y	-152	132	71	212
C 141	3BA96007AT56	60	11.5	220D...250D	415Y...460Y	26.2D/15.1Y	-125	104	75	212
C 142	3BA96007AT56	87	17.3	345D...415D		26.5D	-60	36	82	212
C 143	3BA96007AT66	50	14.75	200D...240D	345Y...415Y	28.0D/22.0Y	-152	200	71	
C 144	3BA96007AT66	60	16.9	220D...250D	415Y...460Y	38.0D/22.0Y	-164	176	75	
C 145	3BA96007AT66	87	25.5	345D...415D		39.5D	-168	108	82	



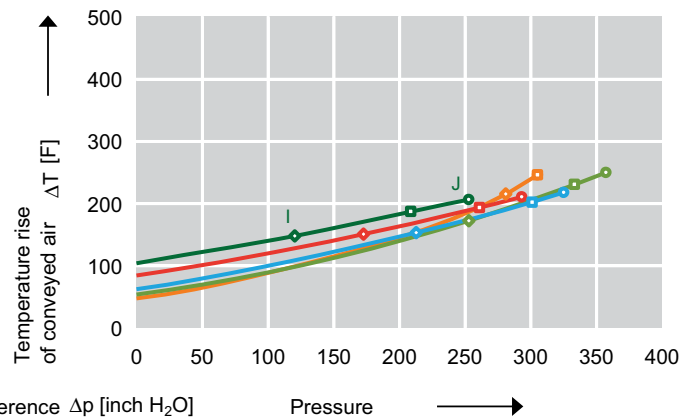
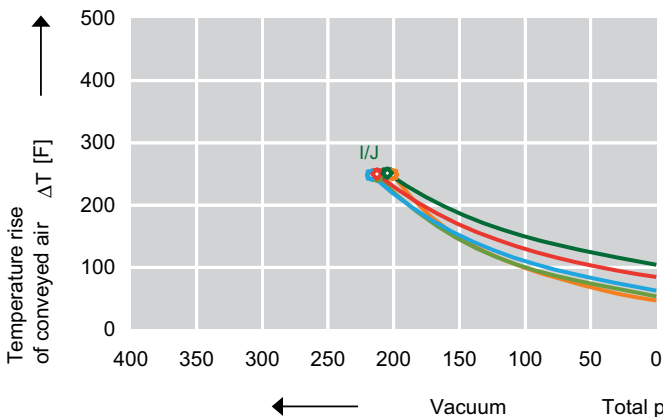
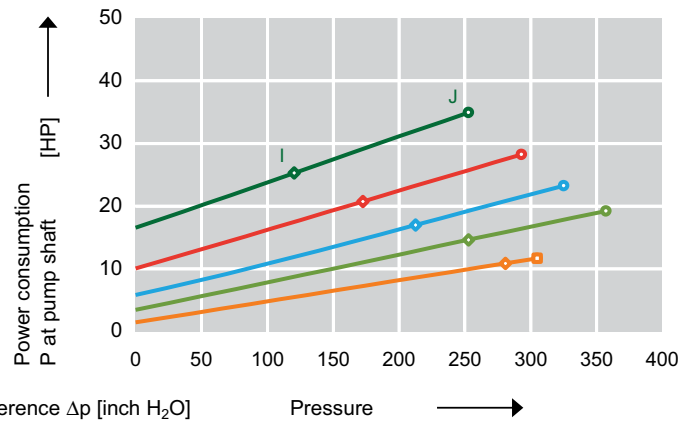
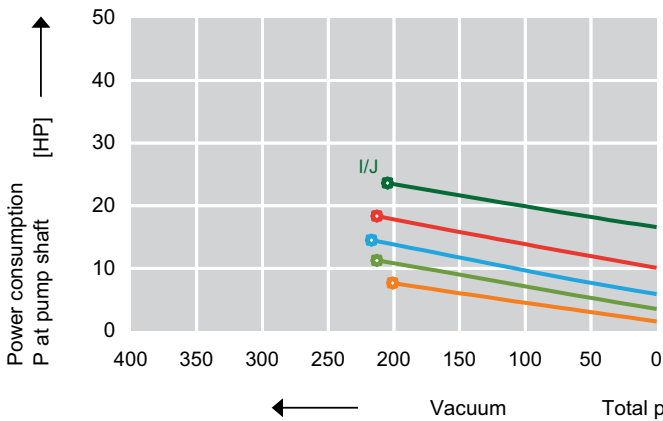
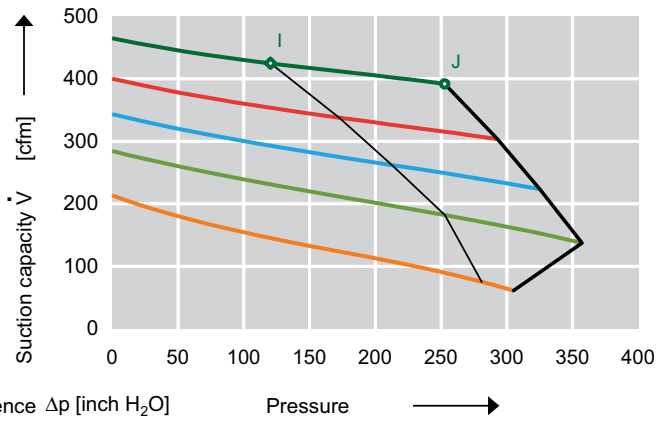
Features:

- Cooler running, outboard bearing provides maintenance-free operation
- Environmentally friendly oil-free technology
- Extremely quiet operation
- All motors are standard TEFC with Class F insulation, UL recognized, CE Compliant
Explosion-Proof motors available
- Custom construction blowers are available
- Rugged die-cast aluminum construction

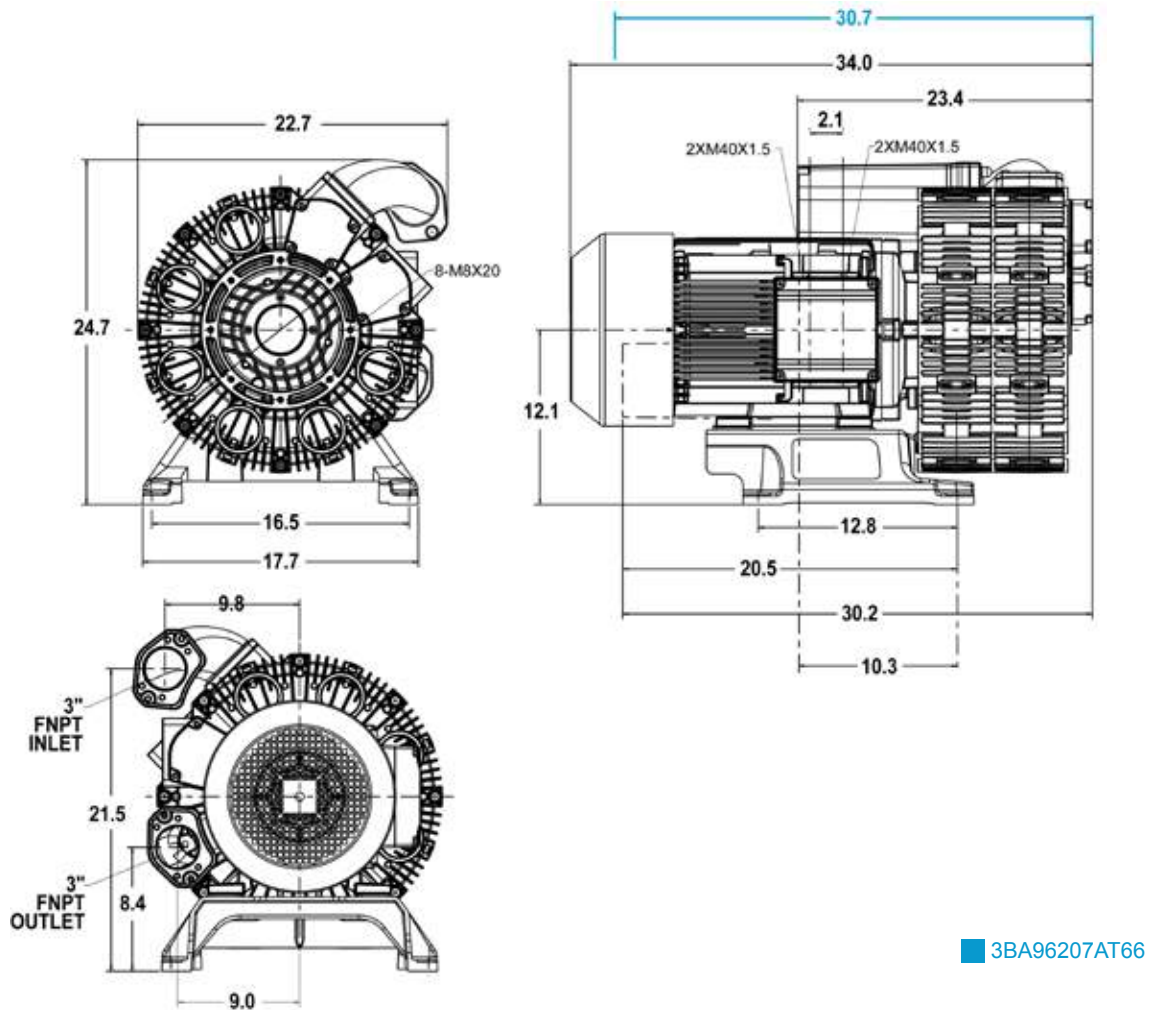
Performance Curve for Vacuum



Performance Curve for Compressor




Dimensions



Selection & Ordering Data - Type 3BA9620

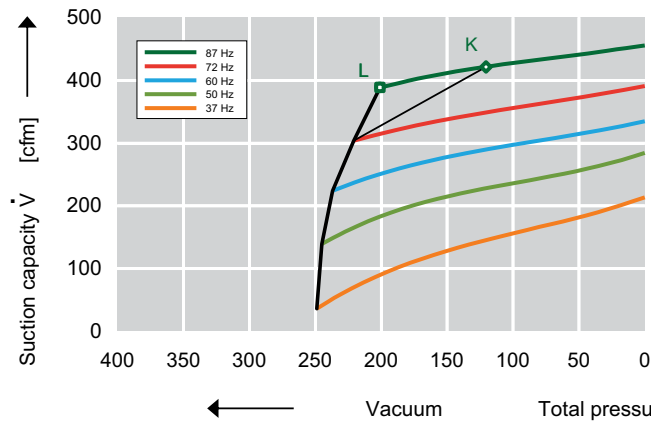
Curve Letter	Order Number	Frequency (Hz)	Rated Power (HP)	Input Voltage (V)		Input Current (A)	Permissible Total Differential Pressure		Sound Level dB(A)	Weight (lbs)
							Vacuum Inch H2O	Pressure Inch H2O		
1~50/60 IP155 insulation material class F										
I	3BA96207AT66	50	14.75	200D...240D	345Y...415Y	38.0D/22.0Y	-212	253	70	320
I	3BA96207AT66	60	16.90	220D...250D	415Y...460Y	38.0D/22.0Y	-217	212	74	320
I	3BA96207AT66	87	25.50	345D...415D		39.5D	-204	120	84	320
J	3BA96207AT86	50	20.10	200D...240D	345Y...415Y	53.0D/31.0Y	-212	357	70	370
J	3BA96207AT86	60	23.20	220D...250D	415Y...460Y	53.0D/30.5Y	-217	325	74	370
J	3BA96207AT86	87	34.80	345D...415D		51.5D	-204	253	84	370



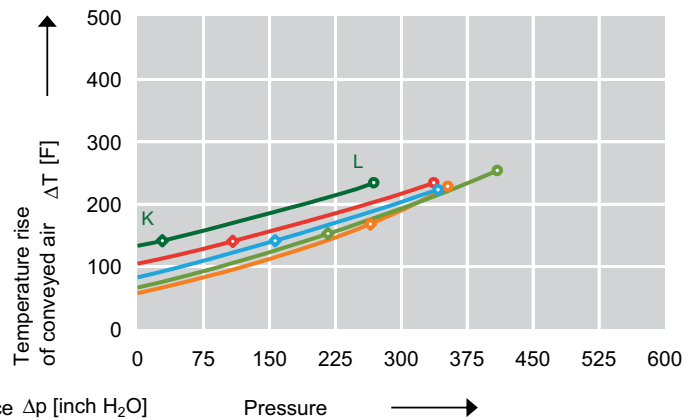
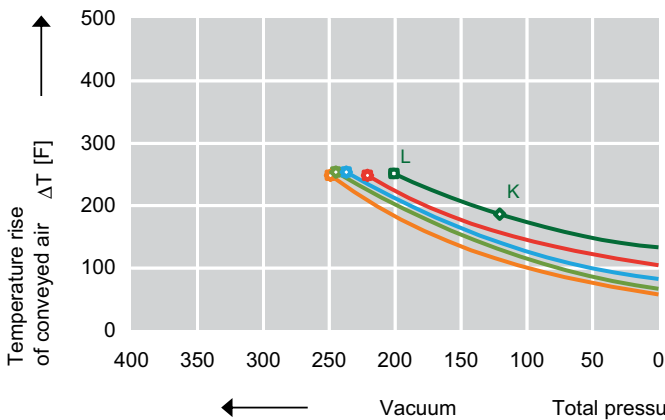
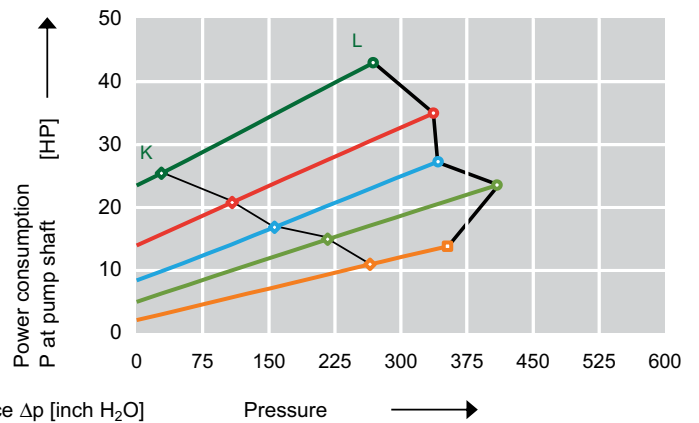
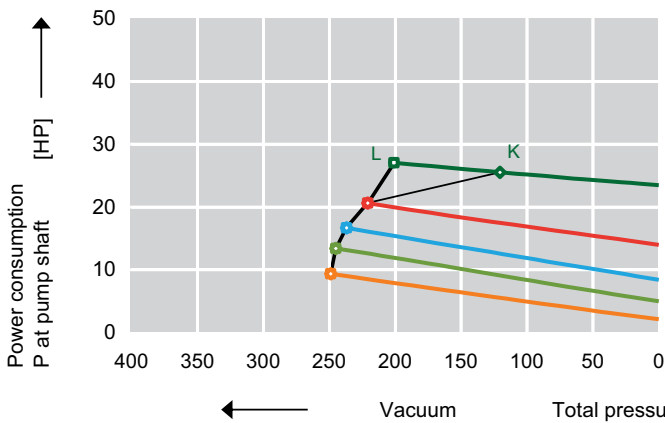
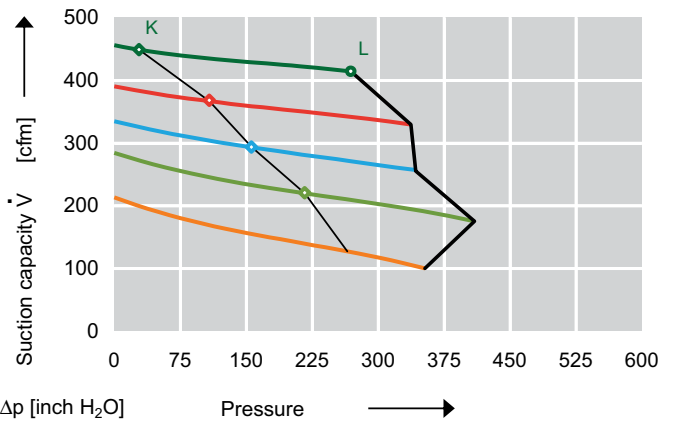
Features:

- Cooler running, outboard bearing provides maintenance-free operation
- Environmentally friendly oil-free technology
- Extremely quiet operation
- All motors are standard TEFC with Class F insulation, UL recognized, CE Compliant
Explosion-Proof motors available
- Custom construction blowers are available
- Rugged die-cast aluminum construction

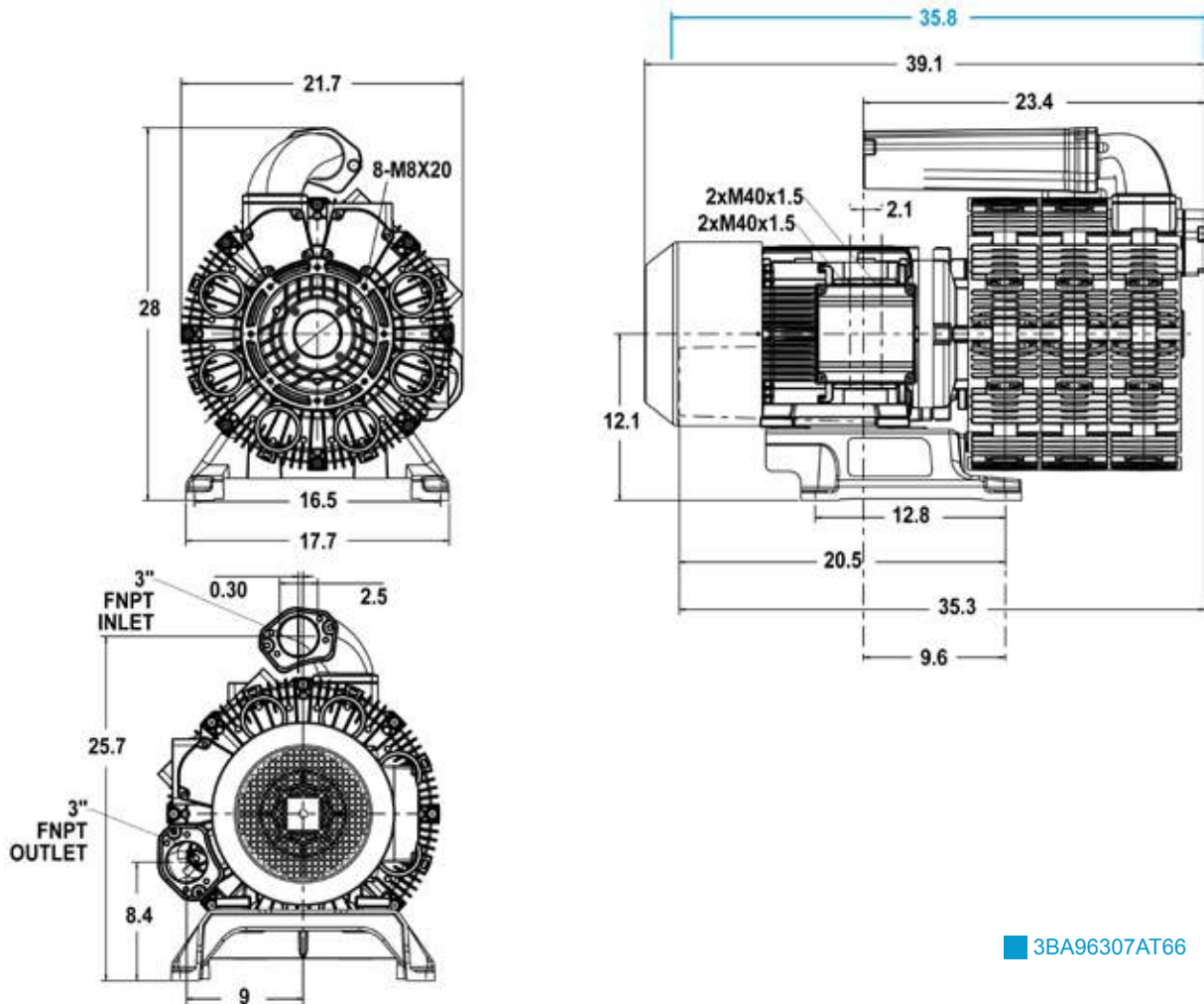
Performance Curve for Vacuum



Performance Curve for Compressor



Dimensions



Selection & Ordering Data - Type 3BA9630

Curve Letter	Order Number	Frequency (Hz)	Rated Power (HP)	Input Voltage (V)		Input Current (A)	Permissible Total Differential Pressure		Sound Level dB(A)	Weight (lbs)
							Vacuum Inch H2O	Pressure Inch H2O		
1~50/60 IP155 insulation material class F										
K	3BA96307AT66	50	14.75	200D...240D	345Y...415Y	38.0D/22.0Y	-245	217	71	472
K	3BA96307AT66	60	16.90	220D...250D	415Y...460Y	38.0D/22.0Y	-237	156	77	472
K	3BA96307AT66	87	25.50	345D...415D		39.5D	-120	28	84	472
L	3BA96307AT86	50	24.80	200D...240D	345Y...415Y	57.4D/33.0Y	-245	409	71	522
L	3BA96307AT86	60	28.40	220D...250D	415Y...460Y	57.6D/33.3Y	-237	349	77	522
L	3BA96307AT86	87	42.90	345D...415D		64.0D	-200	269	84	522