Construction characteristic

End covers	Nylon 66 reinforced with glass fibres
Barrel	Nylon 66 reinforced with glass fibres
Piston rod	C43 Chromed (non magnetic piston version) Stainless steel (magnetic piston version)
Piston	Aluminium
Seal	NBR oil-resistant rubber seal
Piston rod seal	PUR
Mounting	Steel painted / stainless steel AISI 304
Forks	Zinc plated steel / stainless steel AISI 304

Technical characteristics

Fluid	filtered air and preferably lubricated
Maximum working pressure	8 bar
Working temperature	-5°C - +50°C

Please follow the suggestions below to ensure a long life for these cylinders:
- use clean and lubricated air
- correct alignment during assembly with regard to the applied load so as to avoid radial components or bending the rod.
- avoid high speeds together with long strokes and heavy loads: this would produce kinetic energy which the cylinder cannot absorb, especially if used as a limit stop (in this case use mechanical stop device)
- evaluate the environmental characteristics of cylinder used (high temperature, hard atmosphere, dust, humidity etc.)

Please note: air must be dried for applications with lower temperature.
Use hydraulic oils H class (ISO Vg32) for correct continued lubrication.
Our Technical Department will be glad to help.

Standard strokes

ø 12
15 - 25 - 50 - 75 - 80 - 100 - 125 - 150 - 160 - 200 mm
ø 16
15 - 25 - 50 - 75 - 80 - 100 - 125 - 150 - 160 - 200 - 250 mm
ø 20 - ø 25
15 - 25 - 50 - 75 - 80 - 100 - 125 - 150 - 160 - 200 - 250 - 300 mm

Maximum tightening torque for fittings

Bore	Thread	Maximum torque (Nm)
Ø 12	M5	1
Ø 16	M5	1
Ø 20	G 1/8”	4
Ø 25	G 1/8”	4

WEIGHT TABLE SERIES TECNO MIR 1230 - 1231

	Bore	Ø12	Ø16	Ø20	Ø25
WEIGHT gr.	stroke 0	50 gr.	65 gr.	120 gr.	160 gr.
	every 10mm	3,75 gr.	4 gr.	6,5 gr.	9 gr.

WEIGHT TABLE SERIES TECNO MIR 1232

	Bore	Ø12	Ø16	Ø20	Ø25
WEIGHT gr.	stroke 0	60 gr.	75 gr.	180 gr.	200 gr.
	every 10mm	7 gr.	8,5 gr.	10 gr.	20 gr.

Specifications may be subject to change without prior notice

Basic version

Ordering code	Description
1230.Ø.stroke	Basic version
1230.Ø.stroke.M	Basic version magnetic piston

Standard version, fully complying with ISO standards. Can use all available mountings.

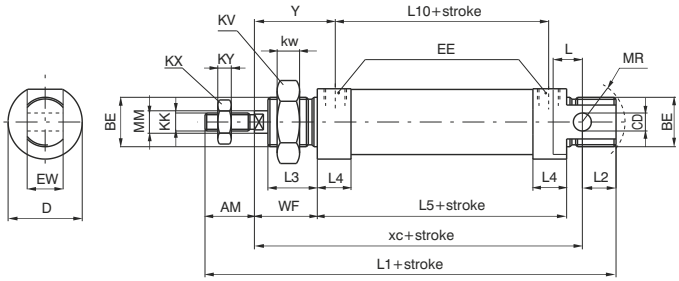

Without rear eye version

Ordering code	Description
1231.Ø.stroke	Without rear eye version
1231.Ø.stroke.M	Without rear eye version magnetic piston

This version derived from standard version 1230 and not included in ISO standard.
Not having a rear eye it is shorter. The inlet connection is lateral on the rear cover (like on the front cover).

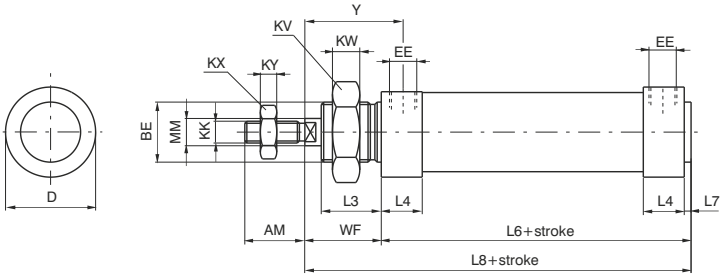

Push/Pull rod version

Ordering code	Description
1232.Ø.stroke	Push/Pull rod version
1232.Ø.stroke.M	Push/Pull rod version magnetic piston

Through rod model, dimensions as for the 1230 (except the rod).

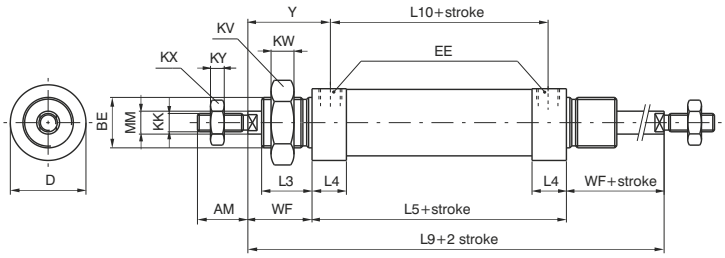

Table of dimensions

Bore	AM (-0,2)	BE	CD (H9)	D (h11)	EE	EW (d13)	KK (6g)	KV	KW	KX	KY	L	L1 (±1)	L2	L3	L4	L5 (±1)	L6	L7	L8	L9 (±1,2)	L10 (±1)	MM (f7)	WF (±1,2)	XC (±1)	Y (±1)
12	16	M16X1,5	6	19	M5	12	M6X1	22	6	10	4	9	105	14	17	13,5	50	52	2	74	94	41	6	22	75	26,5
16	16	M16X1,5	6	23	M5	12	M6X1	22	6	10	4	9	111	13	17	14,5	56	58	2	80	100	45	6	22	82	27,5
20	20	M22X1,5	8	28,5	G1/8"	16	M8X1,25	30	7	13	5	12	130	15	18	20,5	68	70,5	2,5	94,5	116	52	8	24	95	32
25	22	M22X1,5	8	31,5	G1/8"	16	M10X1,25	30	7	17	6	14	140	14	22	20	68	70,5	2,5	98,5	124	52	10	28	104	36

Specifications may be subject to change without prior notice